

THE STATE OF THE ACADEMY

2026



What does student voice look like at Andover during a year of institutional change?

As Andover searches for its 17th Head of School, 84.2% of student respondents said students should have greater input in the process.

On task forces as a means of incorporating student perspectives into school decision-making, 16.8% of respondents said they are effective, and 50.3% said they are not. On this academic year's new Cell-Phone Policy, 84.0% of respondents said the policy should be altered, including 49.8% saying it should be less harsh and 31.1% saying there should be no regulation.

As Andover navigates the use of Artificial Intelligence (AI) in academic work, 76.0% of respondents said they use it to explain concepts, 63.1% to create study guides or practice questions, 55.3% to summarize texts or information, and 41.3% to edit or revise writing. Separately, 61.6% of respondents said they have used AI for academic assignments without explicit instructor permission.

Students also weighed in on how Andover engages with the world outside campus: only 9.7% of respondents said Andover provides adequate opportunities to engage with current events, while 36.7% said it does not. 53.6% said yes, somewhat.

This data comes from answers provided by students to *The Phillipian's* annual "State of the Academy," an anonymous survey of 134 questions sent out to the student body. This year, 889 students responded, representing 76.0% of the total student body.

GENERAL

57.1% of respondents come from the United States Northeast region.

SEE MORE ON A2-A3

POLITICS & WORLDVIEW

42.6% of respondents have not attended any current events programming on campus.

SEE MORE ON A4-A5

EDUCATION

88.3% of respondents have used Artificial Intelligence for academic purposes.

SEE MORE ON A6

WELLNESS

83.2% of respondents consider themselves happy, and 67.3% of respondents perceive other Andover students as being happy.

SEE MORE ON A7

DRUGS & ALCOHOL

16.8% of respondents have intentionally left campus to consume drugs or alcohol.

SEE MORE ON A8

SEX

67.8% of respondents believe Andover has a hook-up culture.

SEE MORE ON A9

CAMPUS CULTURE

84.1% of respondents believe the cell-phone policy should be altered.

SEE MORE ON A10

COMMUNITY DIVERSITY

24.5% of respondents believe EBI is effective in helping students become better community members.

SEE MORE ON A11

DISCIPLINE

15.0% of respondents have received a Growth Accountability Plan, an increase from 2025's 8.4%.

SEE MORE ON A12

GRAPHICS BY:

Camille Davis '27

Ethan Ly '27

Athena Gutiérrez-Ewing '28

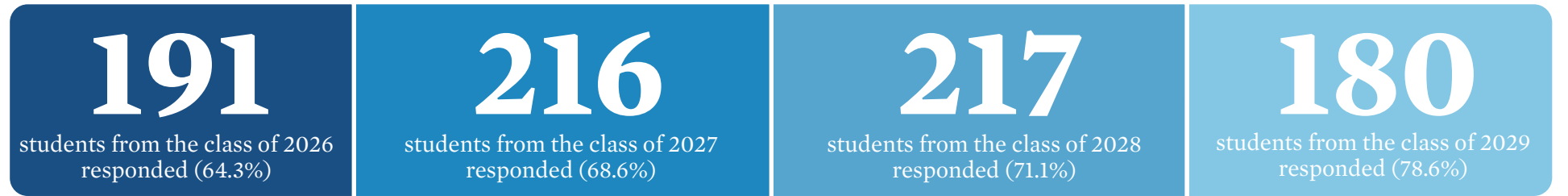
Kelvin Ma '27

Aglaia Hong '27

Stella Seong '27

GENERAL

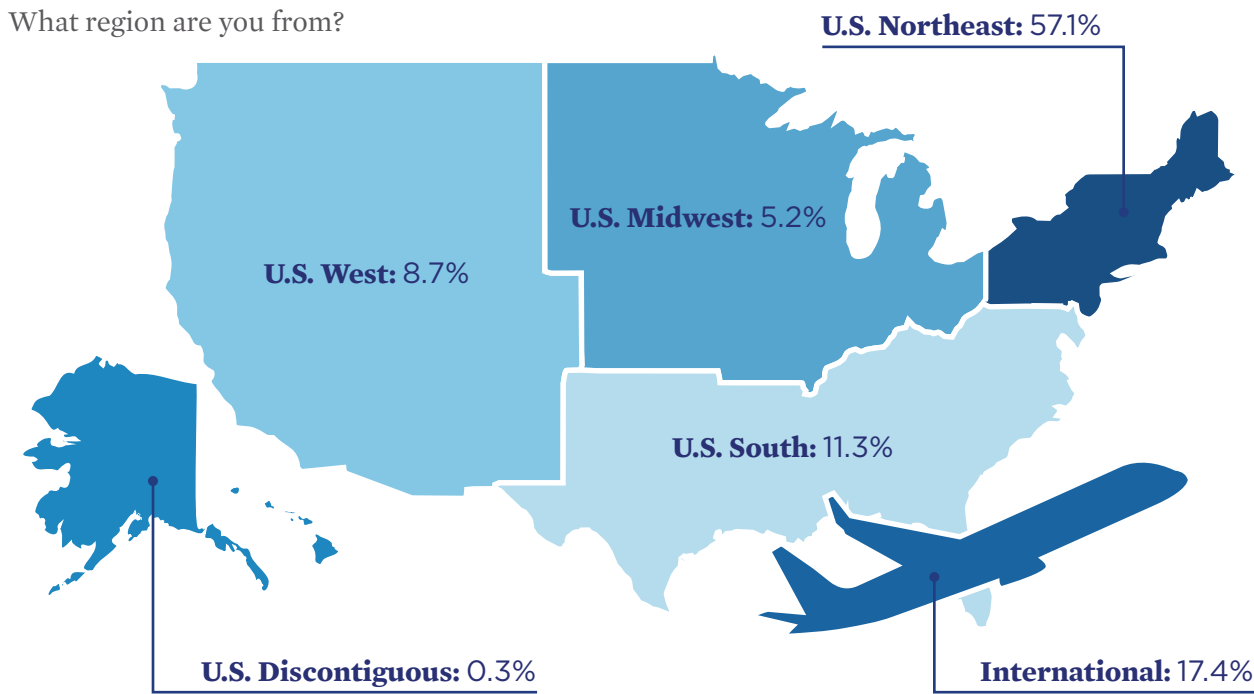
889 STUDENTS RESPONDED - 76.0% OF THE STUDENT BODY PARTICIPATED IN THIS SURVEY



*Editor's Note: 85 respondents skipped this question, so the sum of the numbers above do not add to 889.

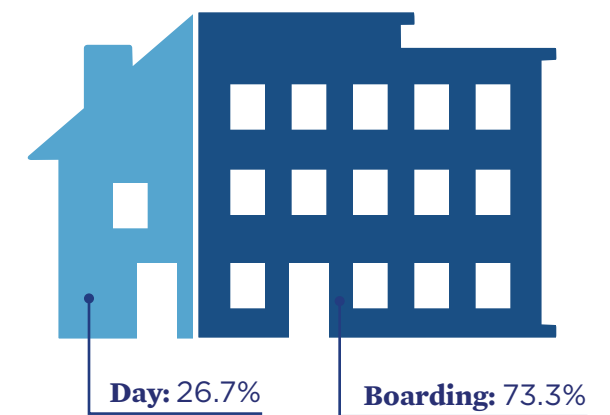
GEOGRAPHICAL DISTRIBUTION

What region are you from?



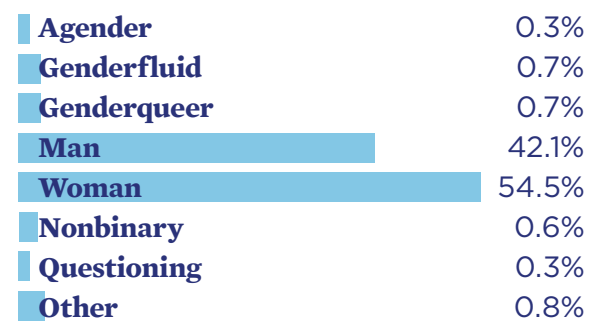
BOARDING VS. DAY STUDENTS

What are you enrolled as?



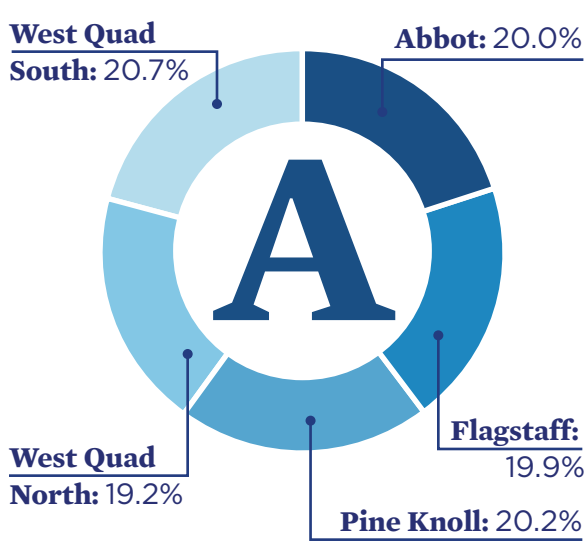
GENDER IDENTITY

What is your gender identity?



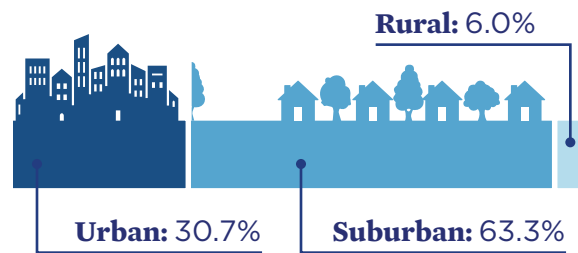
CLUSTER AFFILIATION

What Cluster are you affiliated with?

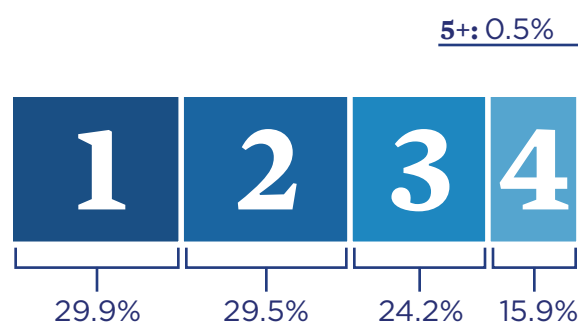


URBAN VS. RURAL

What type of community do you currently live in?

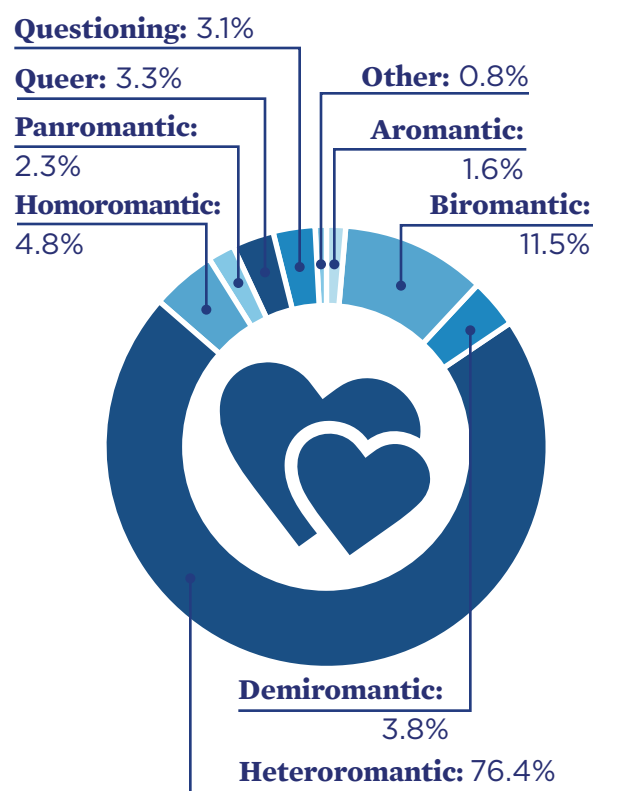


HOW MANY YEARS HAVE YOU ATTENDED ANDOVER?



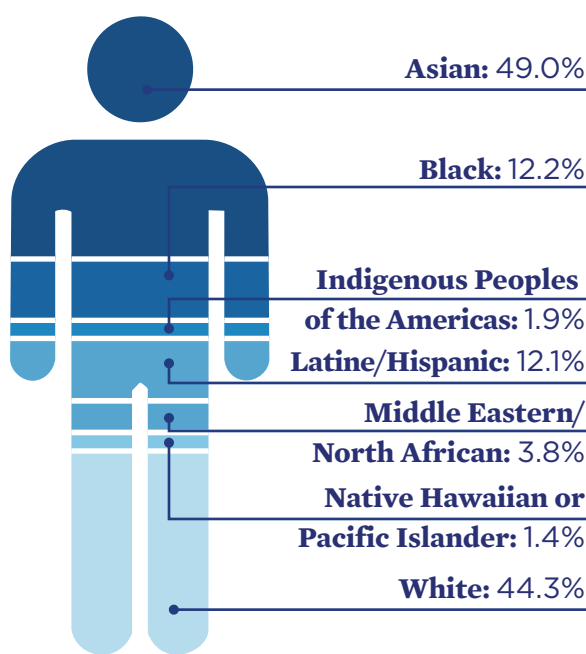
ROMANTIC ORIENTATION

What is your romantic orientation?*



RACE

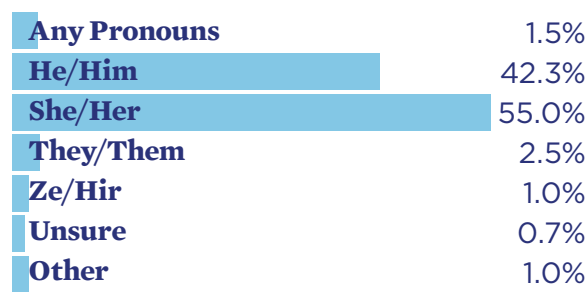
What is your race?*



*Editor's Note: For this question, respondents were given the option to select more than one answer if applicable.

GENDER PRONOUNS

What are your preferred pronouns?*

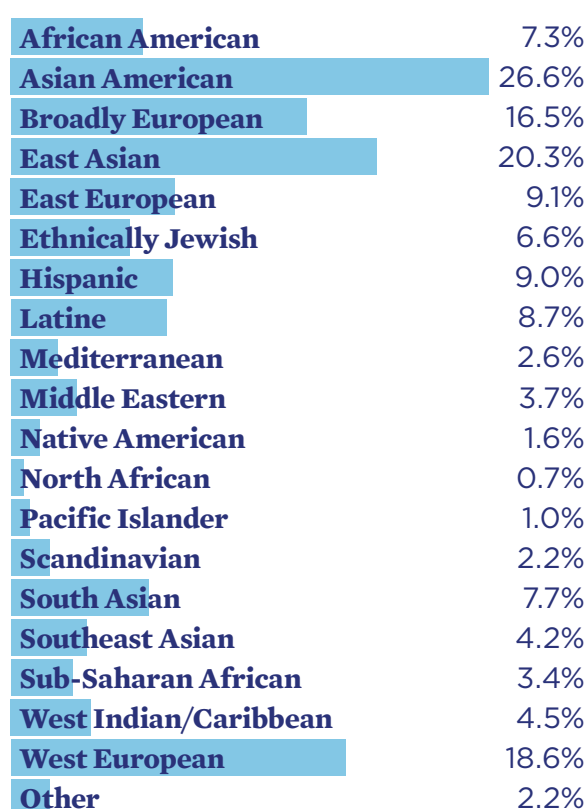


*Editor's Note: For this question, respondents were given the option to select more than one answer if applicable.

*Editor's Note: For this question, respondents were given the option to select more than one answer if applicable.

ETHNICITY

What is your ethnicity?*



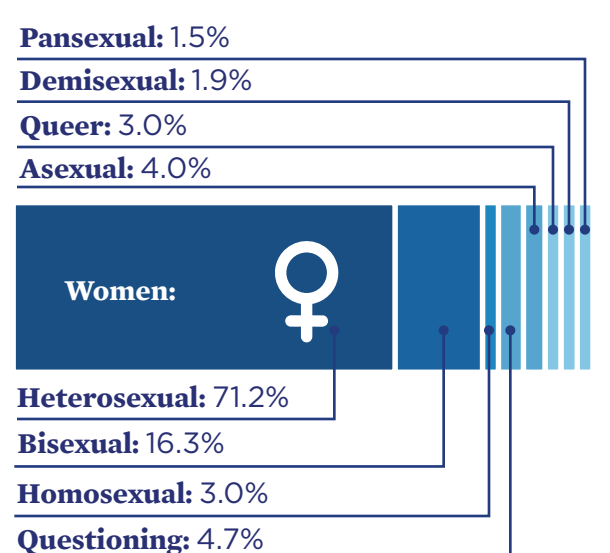
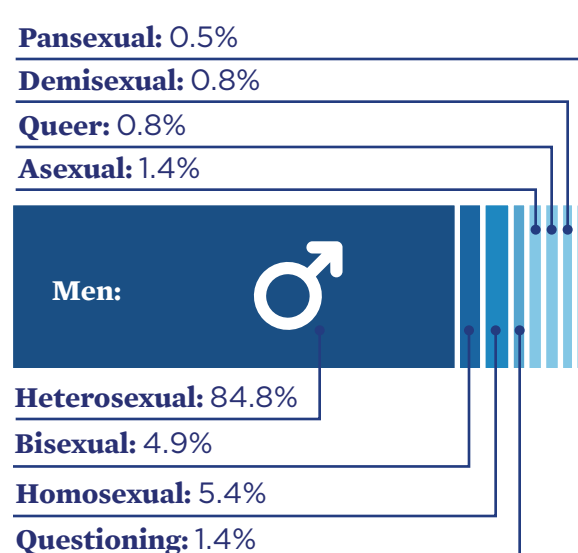
*Editor's Note: For this question, respondents were given the option to select more than one answer if applicable.

SEX

What is your assigned sex at birth?



SEXUAL ORIENTATION BY GENDER IDENTITY*



*Editor's Note: Correlated statistics from respondents identifying as other gender identities have been removed to protect their complete anonymity.

GENERAL

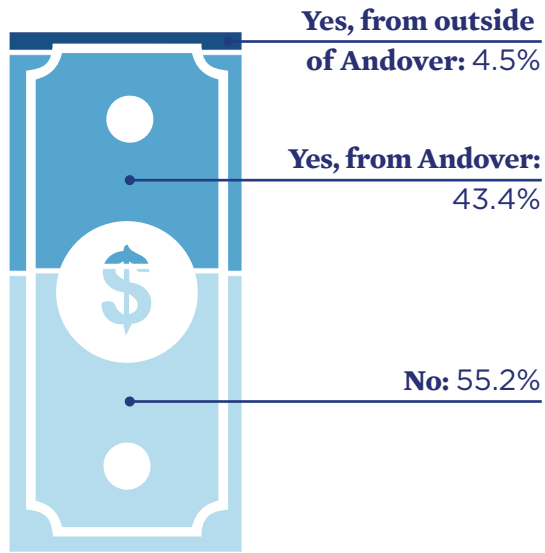
REPEAT

13.9%

of respondents have repeated a grade.

FINANCIAL AID

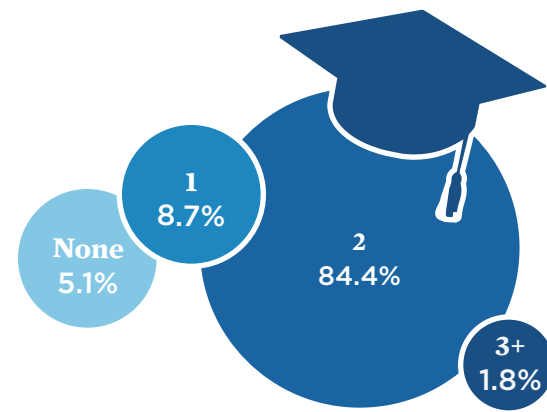
Are you on any form of financial aid?*



*Editor's Note: For this question, respondents were given the option to select more than one answer if applicable.

PARENT EDUCATION

How many of your parent(s) or guardian(s) graduated from college?



RELIGION

Which religion/faith system do you identify with?*

Agnosticism	12.3%
Atheism	18.2%
Buddhism	4.1%
Catholicism	17.8%
Christianity	27.5%
Hinduism	3.9%
Islam	3.4%
Judaism	5.4%
Mormonism	0.5%
Paganism	0.3%
Protestantism	5.0%
None	20.9%
Other	2.1%

*Editor's Note: For this question, respondents were given the option to select more than one answer if applicable.

LEGACY

30.0%

of students have one or more family members who are currently attending or have attended Andover.

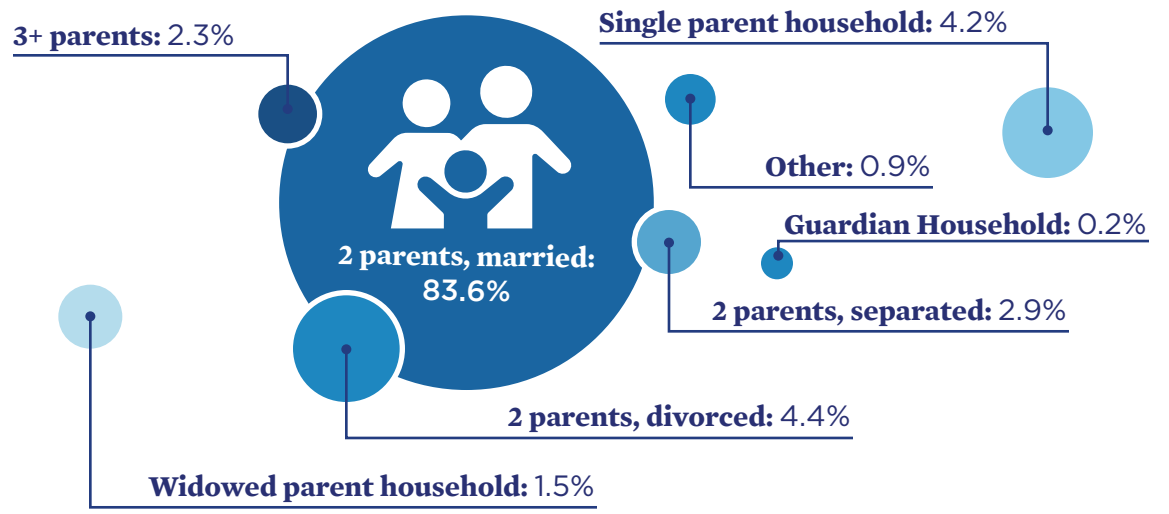
LEGACY BY INCOME

>\$1,000,000	45.6%	54.4%
\$500K - \$999,999	30.3%	69.7%
\$250K - \$499,999	27.9%	72.1%
\$150K - \$249,999	20.2%	79.8%
\$100K - \$149,999	13.3%	86.7%
\$60K - \$99,999	14.3%	85.7%
\$35K - \$59,999	11.8%	88.2%
<\$34,999	12.0%	88.0%
Unsure:	35.1%	64.9%

Yes No

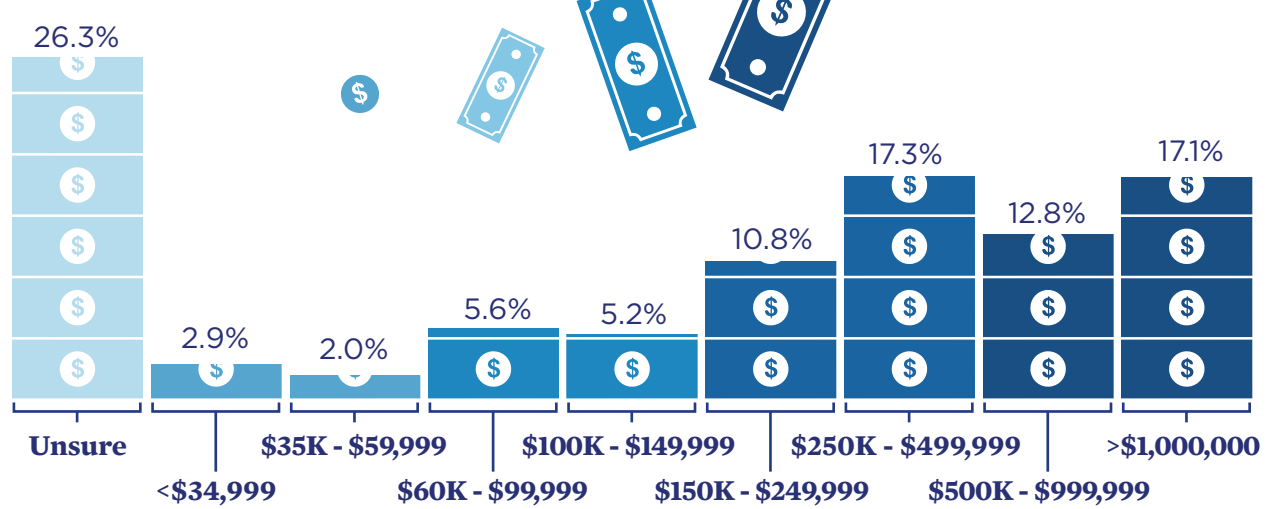
FAMILIAL SITUATION

Which of these describe your familial situation?

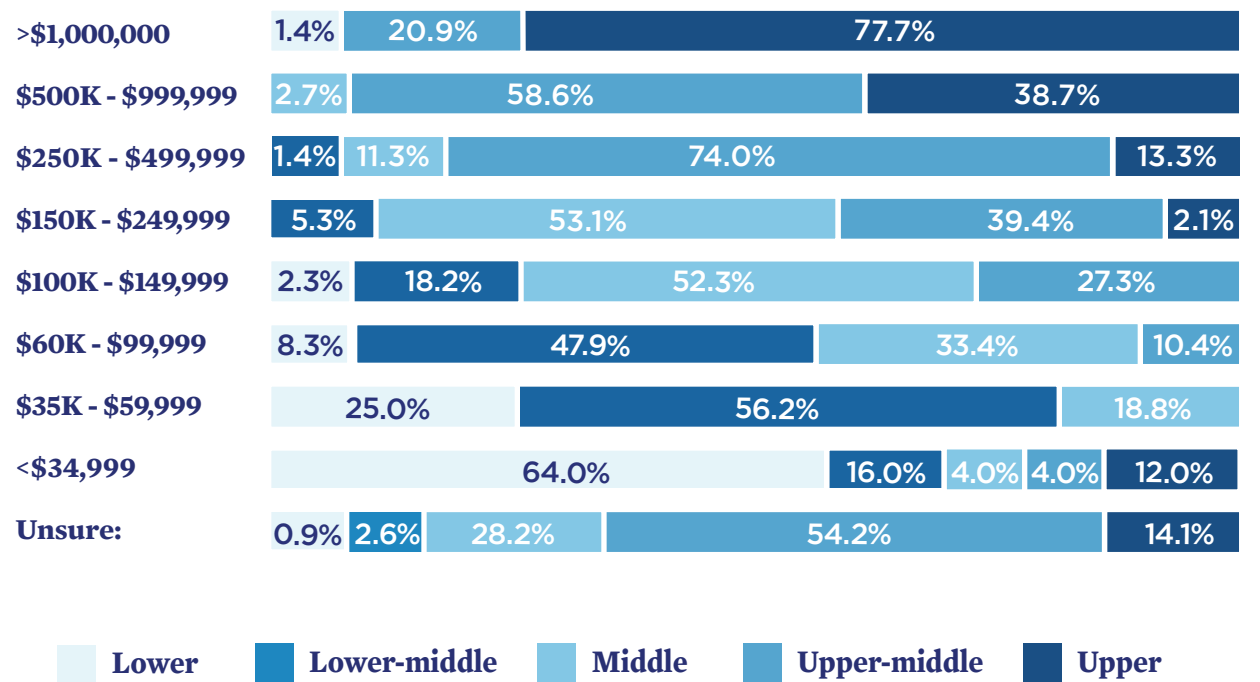


NET INCOME

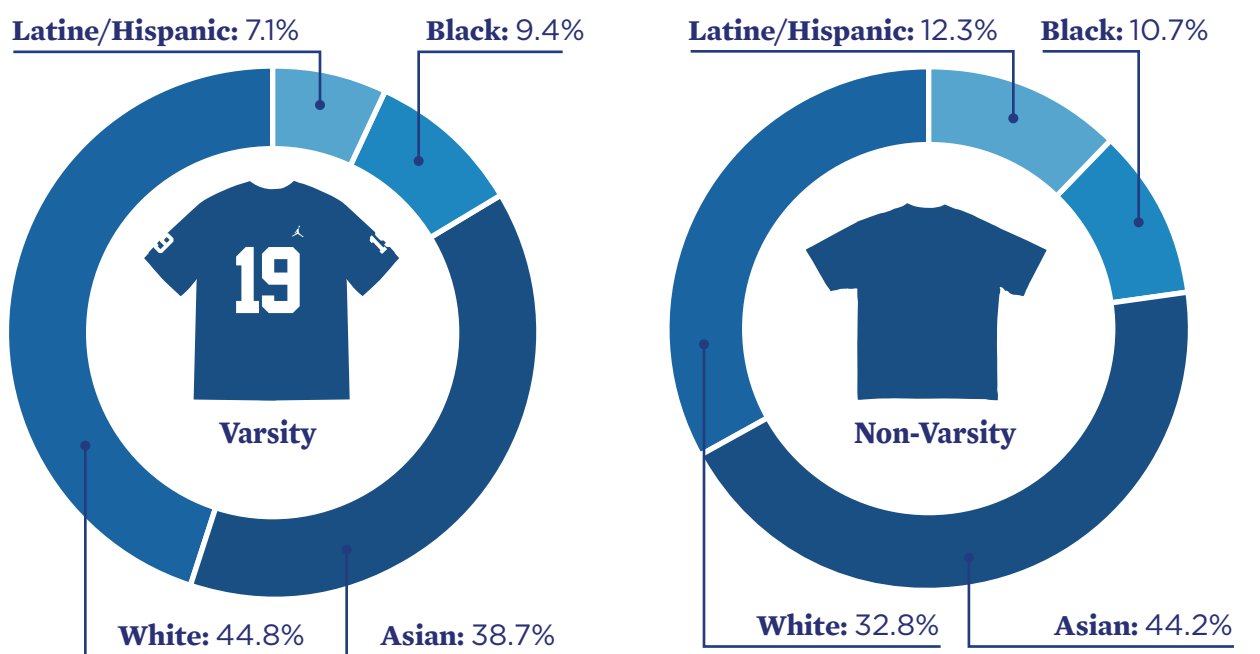
What is your net family income?



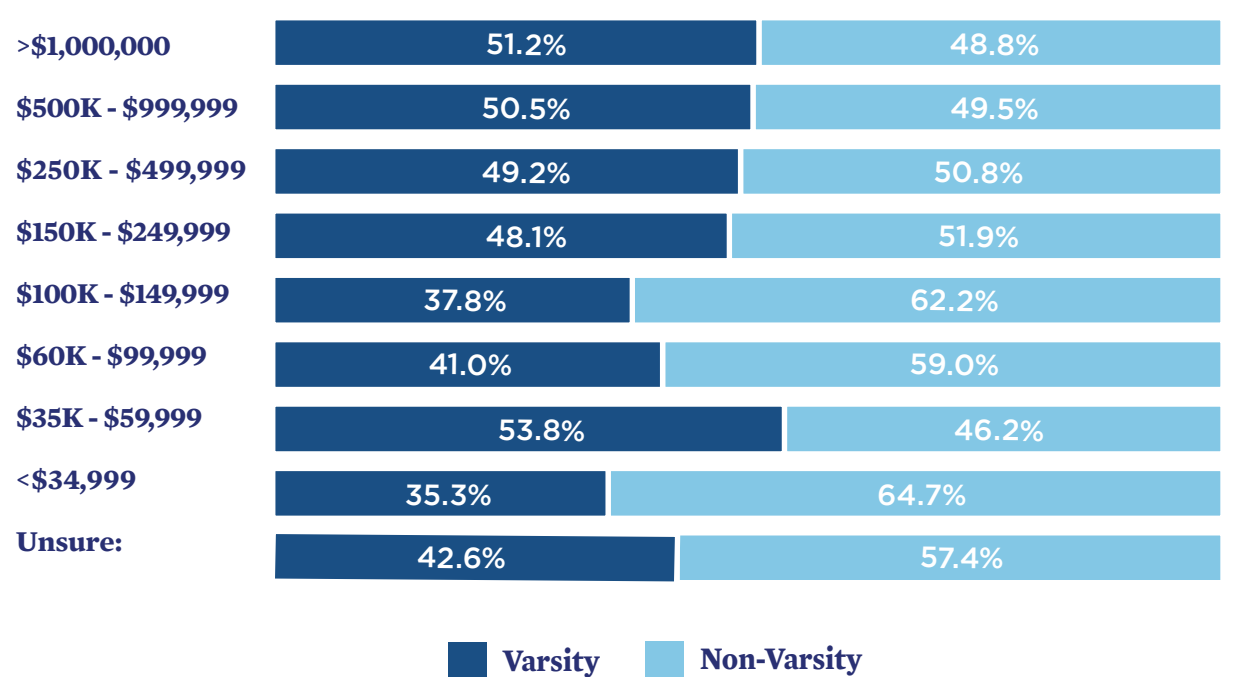
PERCEIVED SOCIOECONOMIC CLASS BY INCOME



VARSITY ATHLETE BY RACE



VARSITY ATHLETE BY INCOME



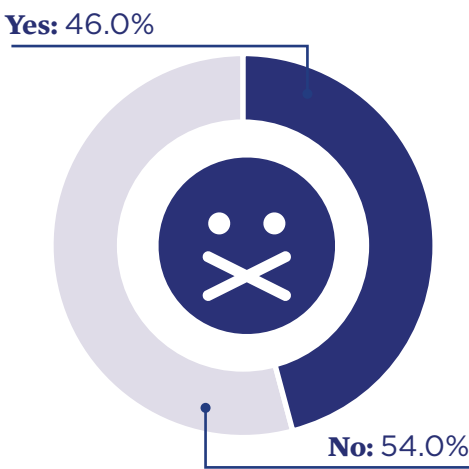
POLITICS & WORLDVIEW

POLITICS AND WORLDVIEW

Of respondents, 67.4% consider themselves feminists and 96.3% support the equality of the sexes. When correlated with gender identity, 45.4% of men consider themselves feminists and 83.1% of women consider themselves feminists. 42.6% of respondents have not attended any programming to engage with current events. 55.6% believe that white people can experience racism (colloquially known as reverse racism). 85.9% believe Andover has a political leaning to the left. 47.4% do not identify with a United States political party. 46% said they have felt the need to censor themselves due to their political leaning. 68.0% believe people should have *always* have the right to an abortion. 37.9% support legacy admissions at academic institutions.

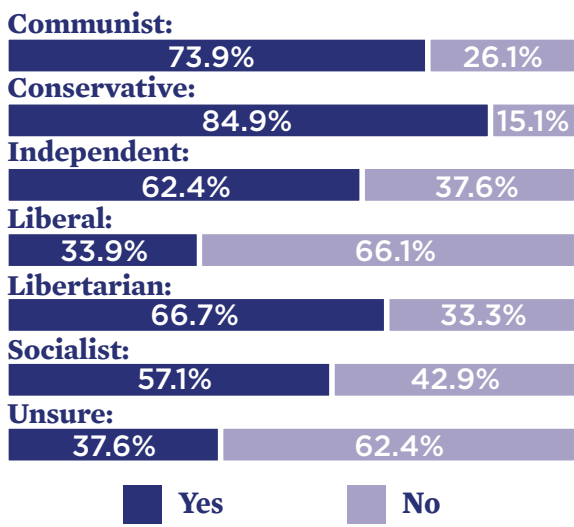
CENSORSHIP

While at Andover, have you ever felt the need to censor yourself due to your political leaning?

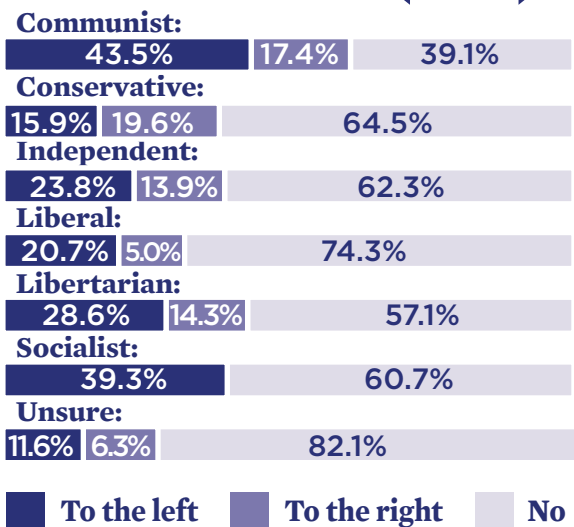


SELF CENSORSHIP BY POLITICAL LEANING*

While at Andover, have you ever felt the need to censor yourself due to your political leaning?



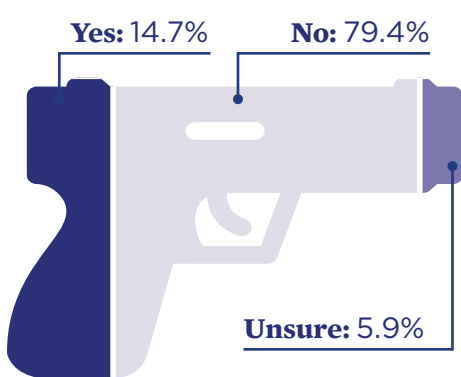
CHANGE IN POLITICAL BELIEF IN THE PAST YEAR BY POLITICAL LEANING*



*Editor's Note: For the question on political leaning, respondents were given the option to select more than one answer if applicable.


FIREARMS

Does your household own firearms?



POLITICAL LEANING

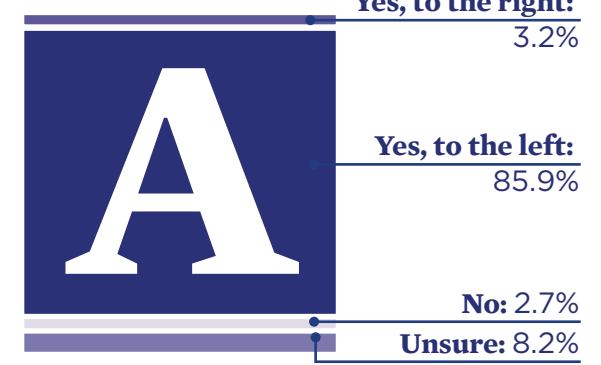
What is your political leaning?*



*Editor's Note: For this question, respondents were given the option to select more than one answer if applicable.

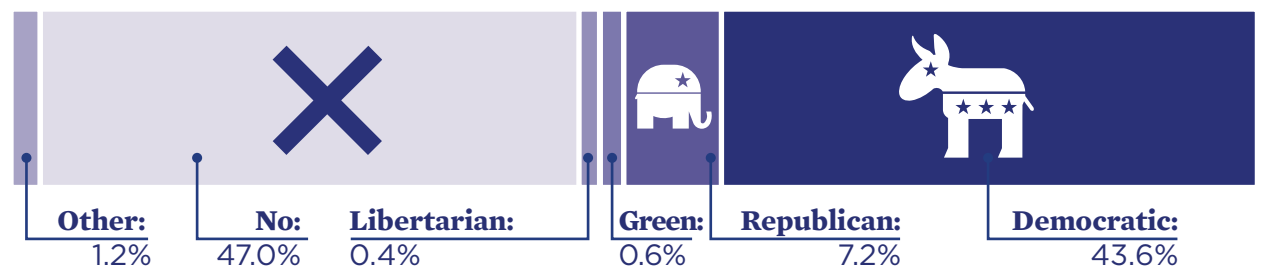
ANDOVER POLITICAL LEANING

Do you think the Andover community has a political leaning?




POLITICAL PARTY

Do you identify with a United States political party?



NEWS SOURCES

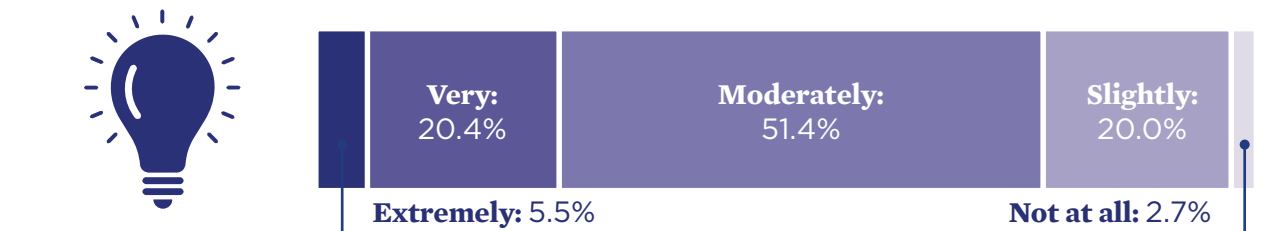
Where do you get your news?*



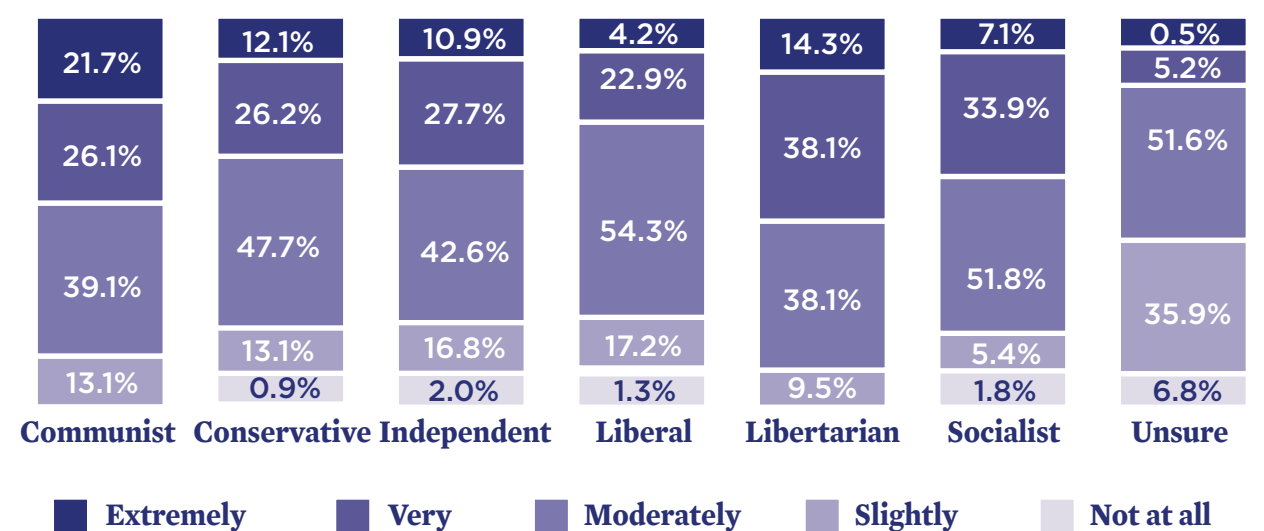
*Editor's Note: These statistics represent the top six news sources out of 21 options respondents could choose from. For this question, respondents were given the option to select more than one answer if applicable.

POLITICAL AWARENESS


How informed do you believe you are about politics and/or current events?



POLITICAL AWARENESS BY POLITICAL LEANING



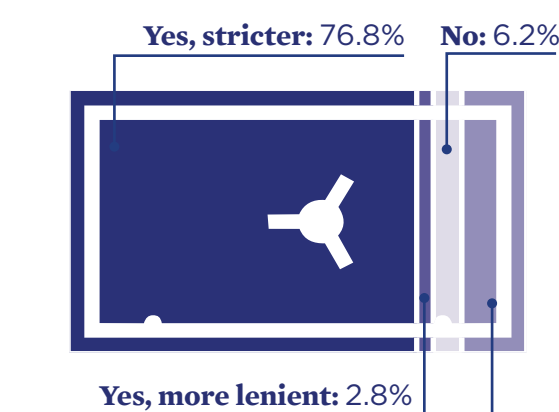
STUDENT LEADERS BY POLITICAL LEANING*



*Editor's Note: For the question on political leaning, respondents were given the option to select more than one answer if applicable.

GUN CONTROL

Do you think that gun control laws in the United States should change?

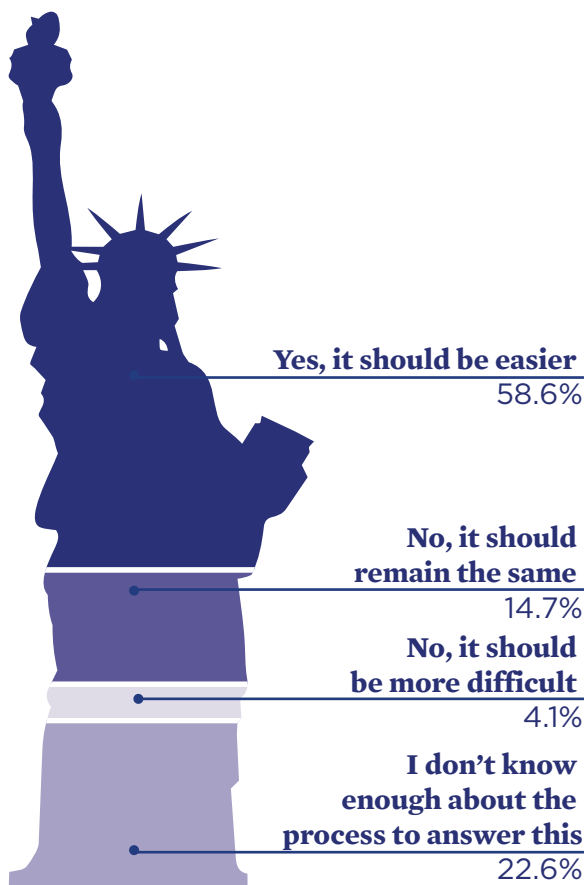


I don't know enough about gun control laws to answer this: 14.2%

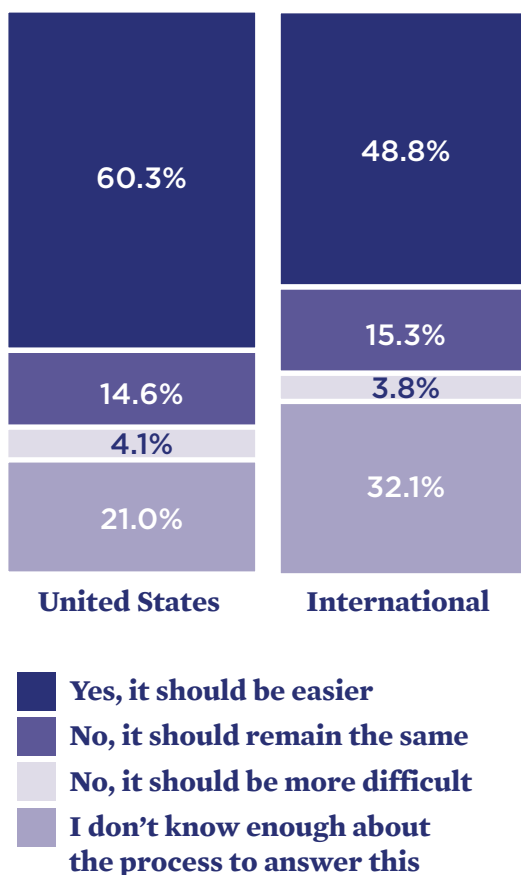
POLITICS & WORLDVIEW

IMMIGRATION

Do you believe that it should be easier to legally immigrate to the United States?



IMMIGRATION BY GEOGRAPHICAL REGION

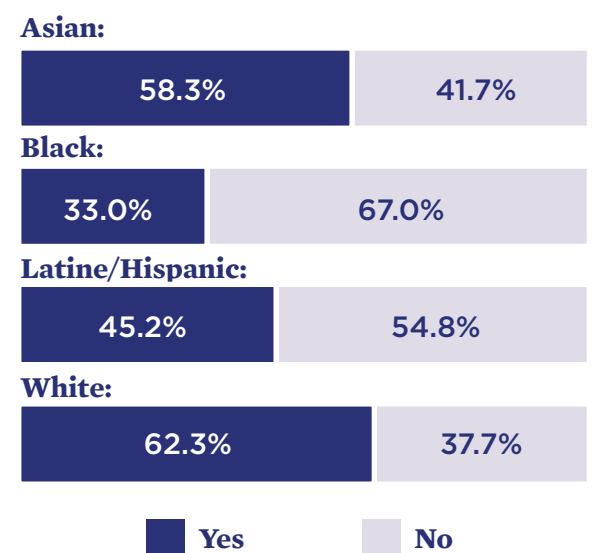


REVERSE RACISM

55.6%

of respondents believe that white people can experience racism, colloquially known as reverse racism.

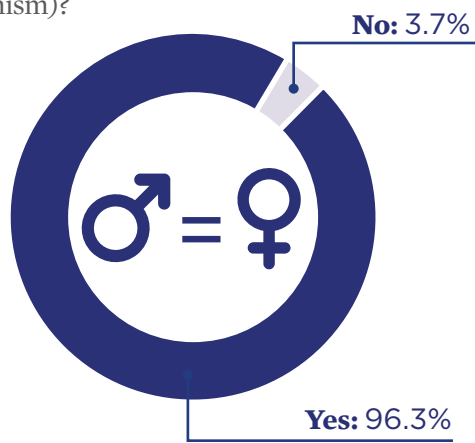
REVERSE RACISM BY RACE*



*Editor's Note: Correlated statistics from respondents identifying as other racial identities have been removed to protect their complete anonymity. For the question on race, respondents were given the option to select more than one answer if applicable.

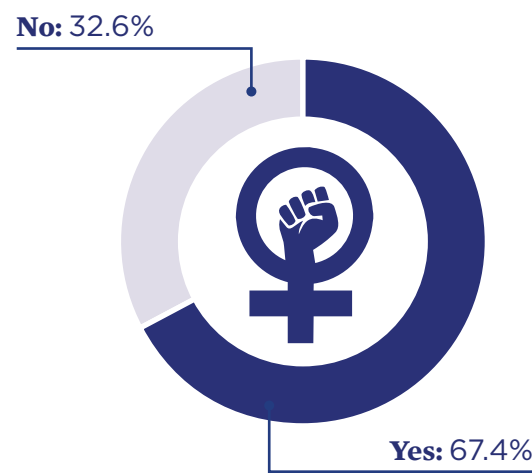
EQUALITY OF THE SEXES

Do you support the "the advocacy of women's rights on the grounds of the equality of the sexes" (Oxford English Dictionary's definition of feminism)?



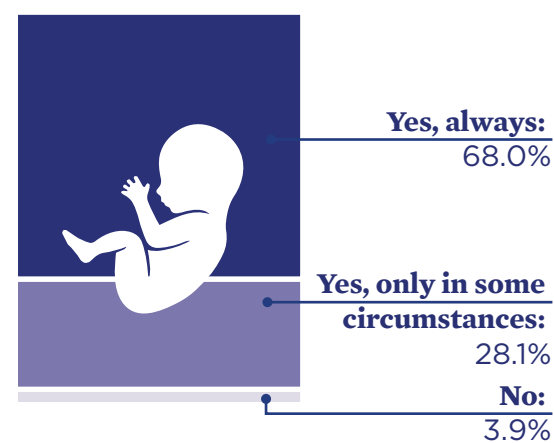
FEMINISM

Do you consider yourself a feminist?

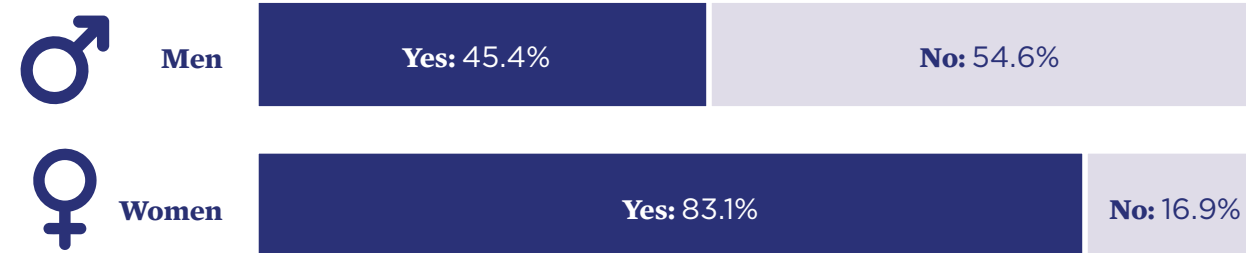


RIGHT TO ABORTION

Do you think that people should have the right to have an abortion?




FEMINISM BY GENDER IDENTITY*



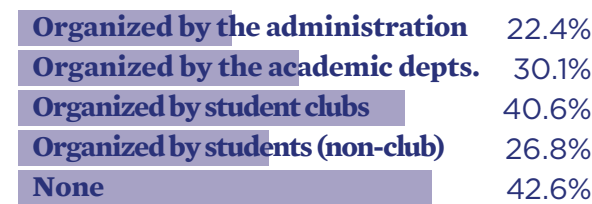
*Editor's Note: Correlated statistics from respondents identifying as other gender identities have been removed to protect their complete anonymity.

CURRENT EVENTS AT ANDOVER

Do you believe that Andover provides adequate opportunities for students to engage with current events?



Which of the following types of programming to engage with current events have you attended?*



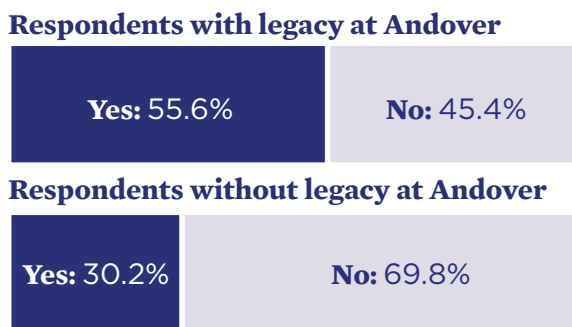
*Editor's Note: For this question, respondents were given the option to select more than one answer if applicable.

LEGACY ADMISSIONS

Do you support legacy admissions in academic institutions?



LEGACY ADMISSIONS BY LEGACY AT ANDOVER

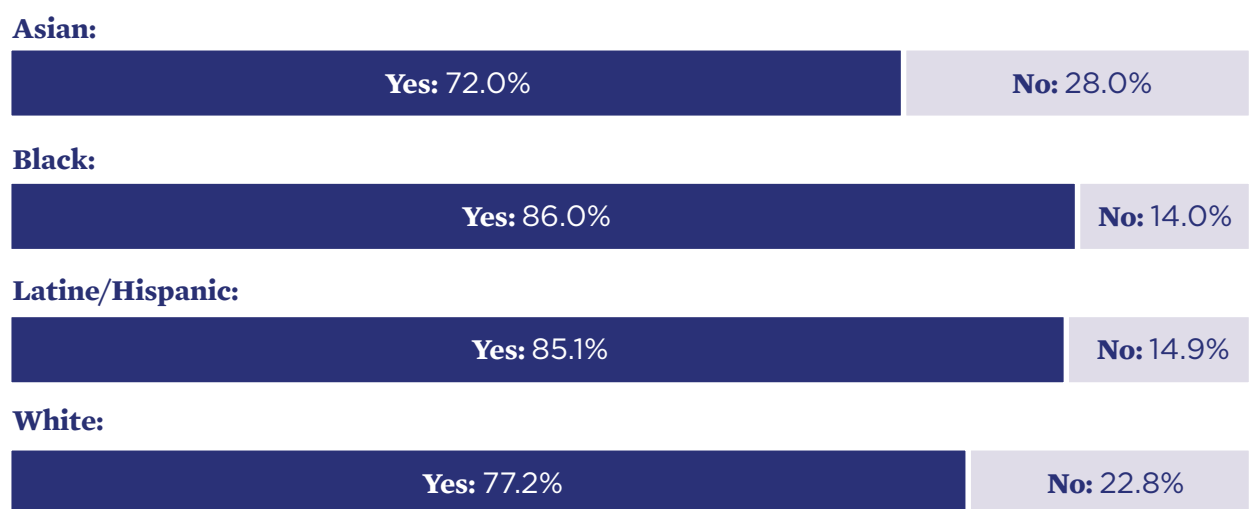


AFFIRMATIVE ACTION

Do you support affirmative action in academic institutions? – "Positive steps taken to increase the representation of women and minorities in areas of employment, education, and culture from which they have been historically excluded" (Stanford University).



AFFIRMATIVE ACTION BY RACE*



*Editor's Note: Correlated statistics from respondents identifying as other racial identities have been removed to protect their complete anonymity. For the question on race, respondents were given the option to select more than one answer if applicable.

PRISON REFORM

Do you believe that the current prison system in the United States should be altered?



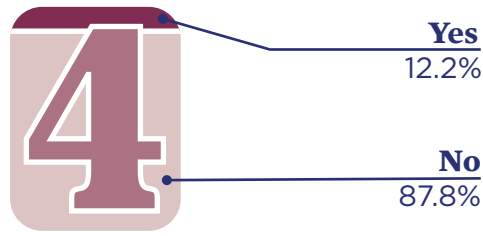
EDUCATION

EDUCATION

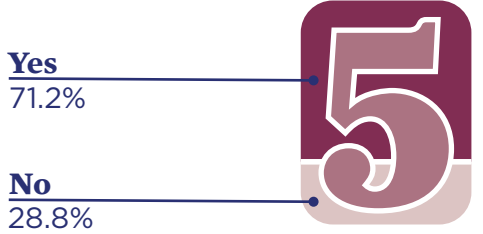
Of respondents, 58.7% currently hold student leadership positions at Andover. On average, respondents spend 3.54 hours on coursework daily. 30.2% of respondents think attending Andover negatively affects their chances of getting into a selective college. 76.9% said they participate in extracurriculars at least partially to increase their chances of getting into a selective college. 40.0% said they considered leaving Andover before graduating. 28.9% said Andover adequately accommodates students with disabilities/disorders/impairments that affect their learning. 27.1% have employed or are employing a college counselor from outside of Andover.

GRADING SCALE

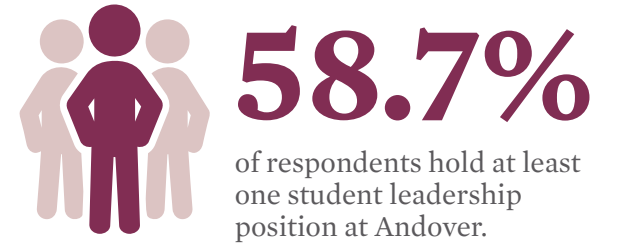
Do you think a "4" is a good grade?



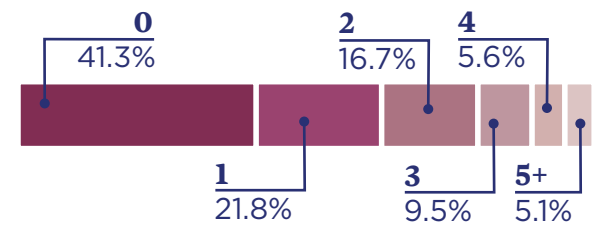
Do you think a "5" is a good grade?



STUDENT LEADERSHIP



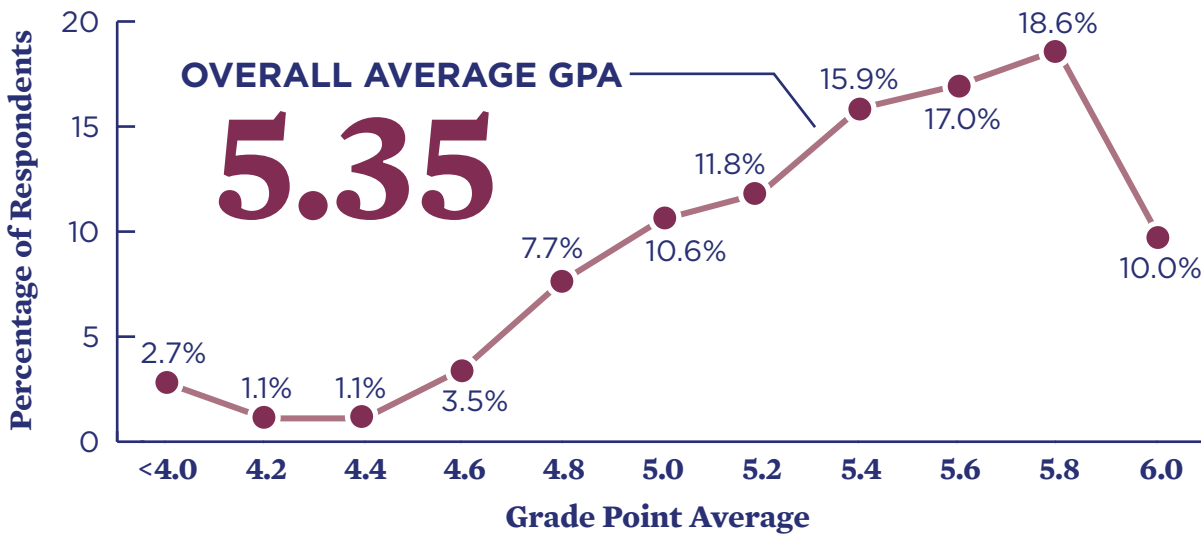
How many leadership positions do you hold on campus?*



*Editor's Note: Student leadership positions include Prefect, Proctor, Day Student Mentor, EBI leader, Blue Key Head, Student Body Co-President, Cluster Co-President, Cluster Representative, Class Representative, Wellness Council, club leadership position, athletic team captain.

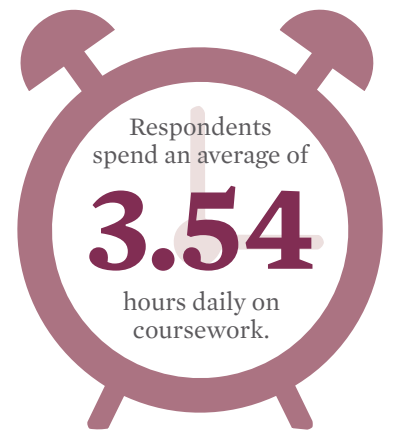
GPA

What was your Winter 2025-2026 GPA (rounded to the nearest 0.2)?*

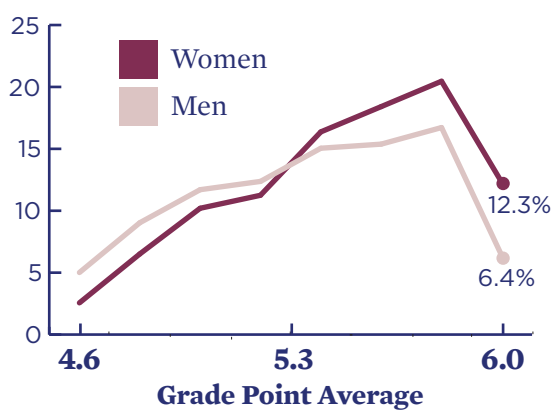


*Editor's Note: According to the Dean of Studies Office, the actual average G.P.A. was 5.27.

TIME SPENT ON COURSEWORK



GPA AND GENDER*



*Editor's Note: Correlated statistics from respondents identifying as other gender identities have been removed to protect their complete anonymity.

GRADING DISPARITIES

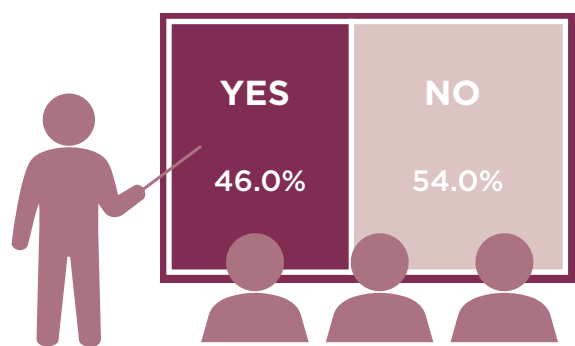
In which departments are there an unreasonable grading disparity between teachers?*

Art	12.1%
Biology	24.5%
Chemistry	10.5%
Computer Science	6.9%
English	74.9%
History and Social Science	66.3%
Mathematics	29.3%
Music	7.0%
Philosophy and Religious Studies	29.8%
Physics	10.1%
Physical Education	1.5%
Statistics	3.4%
Theatre and Dance	4.8%
World Languages	27.7%
Not Applicable	5.4%

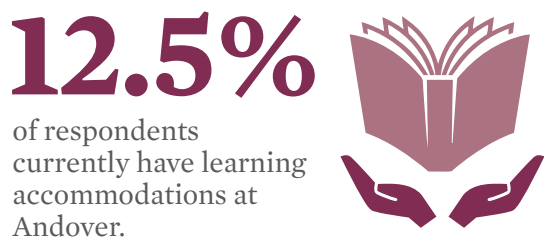
*Editor's Note: For these questions, respondents were given the option to select more than one answer if applicable.

SWITCHING TEACHERS


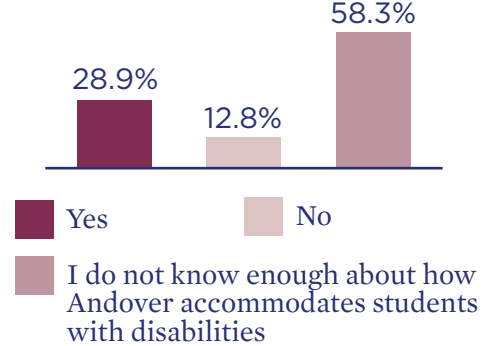
Have you ever switched or attempted to switch teachers within the same course in order to attain a better grade?



LEARNING ACCOMMODATIONS

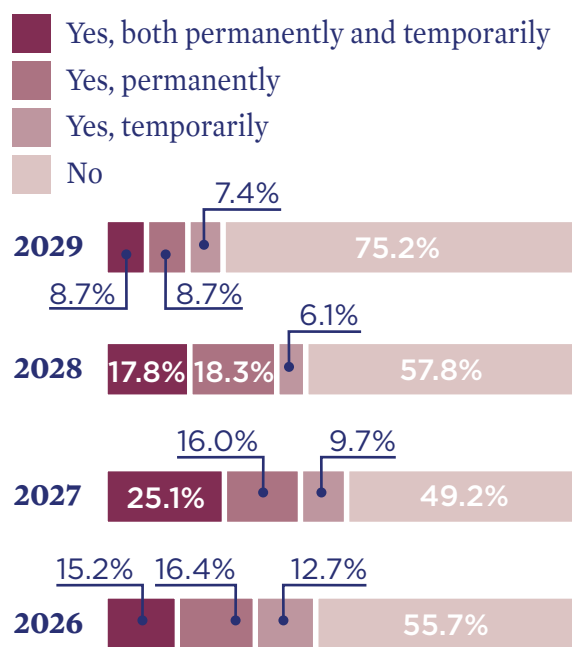


Do you think Andover adequately accommodates students with disabilities/disorders/impairments that affect their learning?



LEAVING ANDOVER

Have you ever considered leaving Andover before graduating?



IN RETROSPECT, WOULD YOU STILL DECIDE TO COME TO ANDOVER?



AI USAGE

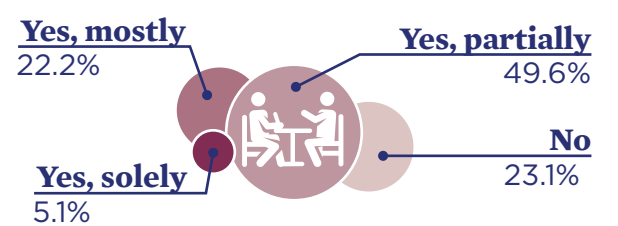
Which of the following do you use Artificial Intelligence (AI) for academic/educational purposes?*

Brainstorming ideas/generating outlines	46.7%
Conducting research	32.6%
Creating study guides/practice questions	63.1%
Editing/revising writing	41.3%
Explaining concepts	76.0%
Generating citations/references	23.0%
Generating images	13.3%
Solving academic questions/problems	53.6%
Summarizing texts/information	55.3%
Writing emails/messages	33.1%
Writing essays/other written responses	16.7%
Not applicable	11.7%

*Editor's Note: For this question, respondents were given the option to select more than one answer if applicable.

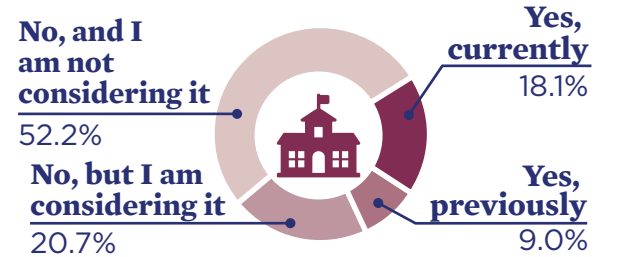
CAMPUS EXTRACURRICULARS

Do you participate in any extracurriculars because you think they will increase your chances of getting into a selective college?

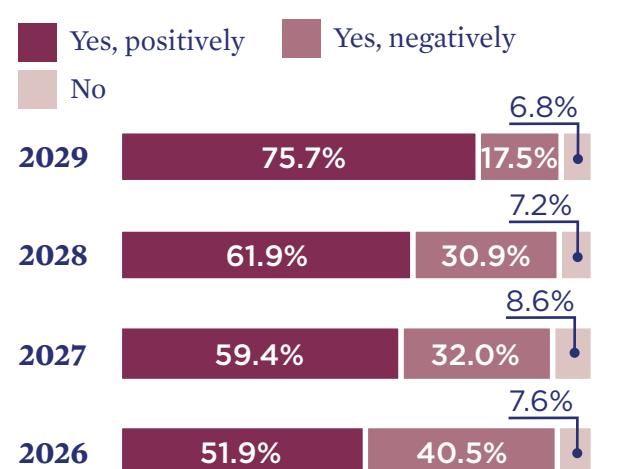


ANDOVER AND COLLEGE

Have you ever employed a college counselor from outside of Andover?



Do you think attending Andover affects your chances of attending a selective college?



WELLNESS

WELLNESS

On average, respondents get 6.96 hours of sleep per night at Andover. All respondents were asked if “generally speaking” they are happy, and 83.2% said “yes.” 67.3% think other Andover students are happy. At Andover, respondents spend an average of 2.28 hours per day on social media. 83.5% of respondents believe faculty members care about their mental health and well-being. Only 7.2% of respondents said they *always* have enough time in their day-to-day life at Andover to adequately take care of themselves. 20.6% said they consider themselves neurodivergent, and 10.8% reported being diagnosed with ADD/ADHD.

HAPPINESS

83.2%


of respondents generally consider themselves happy at Andover.

67.3%

of respondents think that Andover students are generally happy.

LONELINESS

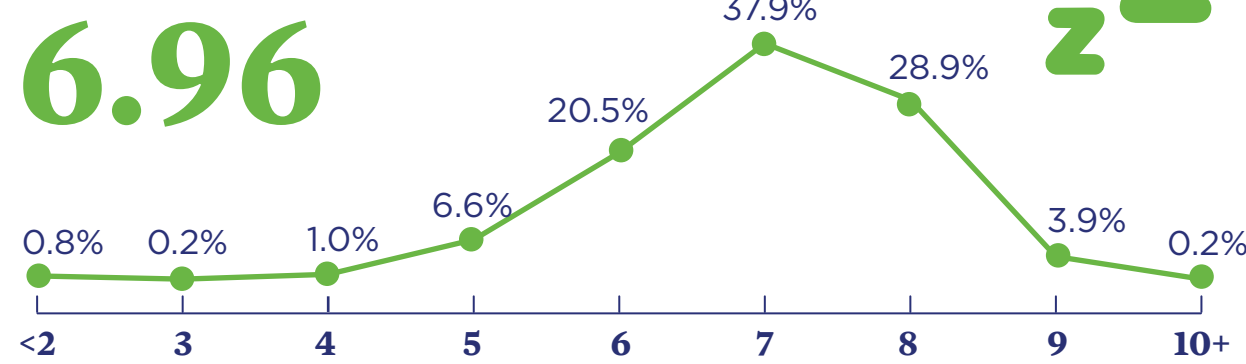
How often do you feel lonely or isolated?



SLEEP

How many hours of sleep do you get each night?

AVERAGE HOURS SLEPT:



DEPRESSION


22.0% respondents have been diagnosed with, or would like to seek an evaluation for, depression.

ANXIETY

33.6% respondents have been diagnosed with, or would like to seek an evaluation for, anxiety.


EATING DISORDERS

Have you ever had, or do you currently have, an eating disorder?



SELF HARM

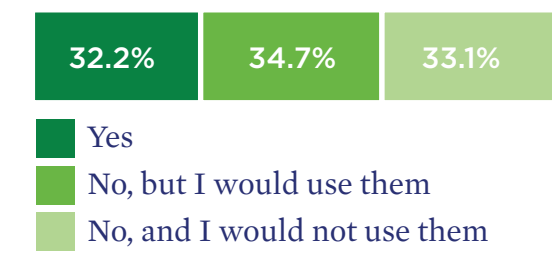
Have you ever engaged in, or do you currently engage in, self harm?



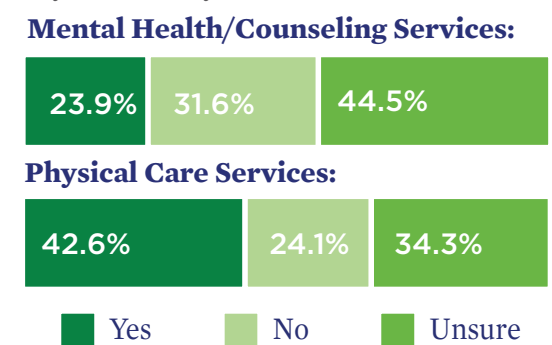
- Yes, both before and while attending Andover
- Yes, only before Andover
- Yes, only while attending Andover
- No

SYKES RESOURCES

Have you used Sykes' mental support services (in-person counseling, teletherapy services (UWill)) when you needed emotional or psychological support?

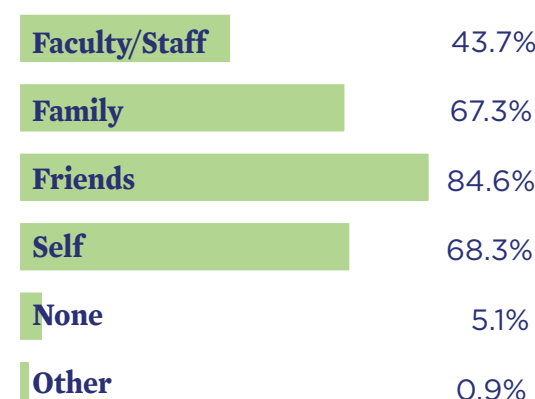


Do you think Sykes' services are sufficient?



SUPPORT SYSTEMS

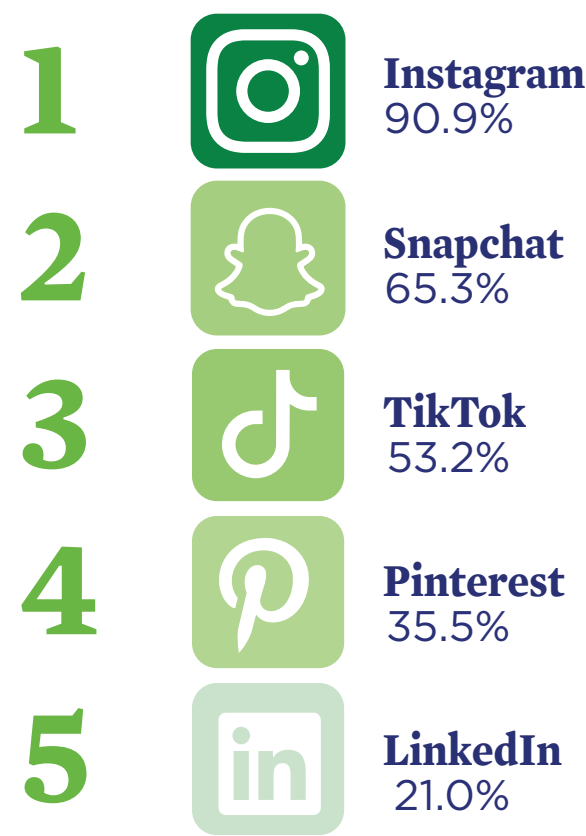
Which of the following provides you with adequate mental and/or emotional support on campus?*



*Editor's Note: For this question, respondents were given the option to select more than one answer if applicable.

SOCIAL MEDIA

Which social media platforms do you use?*

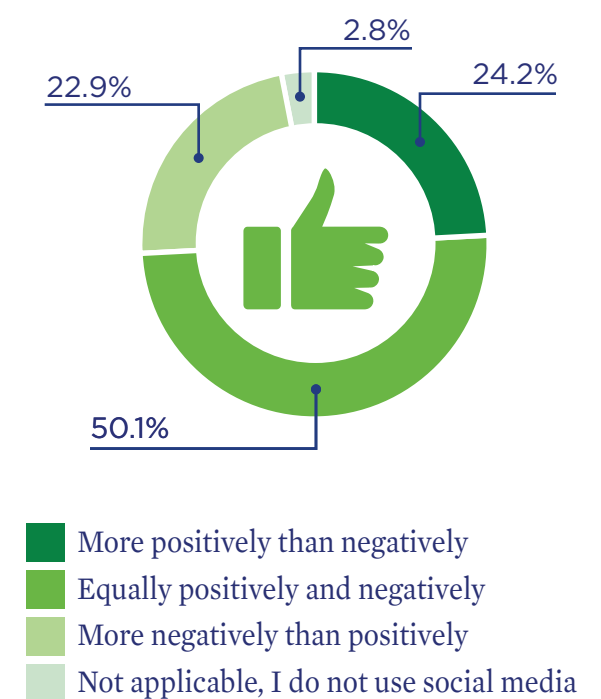


*Editor's Note: These statistics represent the top five platforms out of 16 options respondents could choose from. For this question, respondents were given the option to select more than one answer if applicable.

Respondents spend an average of

2.33 hours per day on social media.

How does social media impact your life?



MENTAL HEALTH TREATMENT

19.2%

of respondents are receiving treatment for mental health.

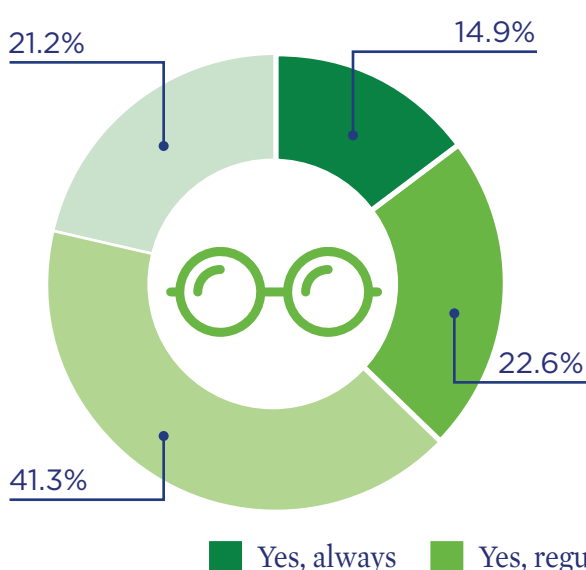
DO TEACHERS CARE?

83.5%

of respondents think the majority of their teachers care about their health and well-being.

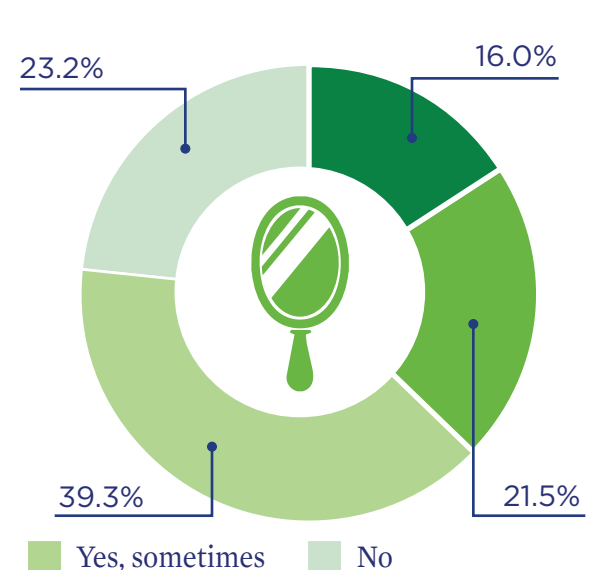
ACADEMIC INSECURITY

Do you feel insecure about your academic ability and/or intelligence?



PHYSICAL INSECURITY

Do you feel insecure about your body, physical health, and/or appearance?



BULLYING AND HAZING

11.2% of respondents have been bullied and/or hazed at Andover.




DRUGS & ALCOHOL

DRUGS & ALCOHOL

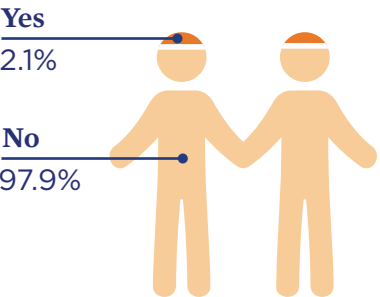
Of respondents, 41.8% have consumed alcohol on and/or off campus. 13.2% consume drugs or alcohol at least several times a year on campus. 58.0% of respondents think that the recreational use of drugs or alcohol is normalized at Andover. 73.8% of respondents that have consumed alcohol think that the recreational use of drugs and alcohol is normalized at Andover. 8.0% of respondents said they have felt pressured by peers to consume drugs or alcohol on campus.

SANCTUARY

Have you ever sanctuaried someone else? — Occurs by oneself or another student “telling any PA adult that they are asking for Sanctuary” in a situation involving “alcohol, drugs, tobacco, nicotine... or concern for the safety and welfare of the student(s) involved” (Blue Book).

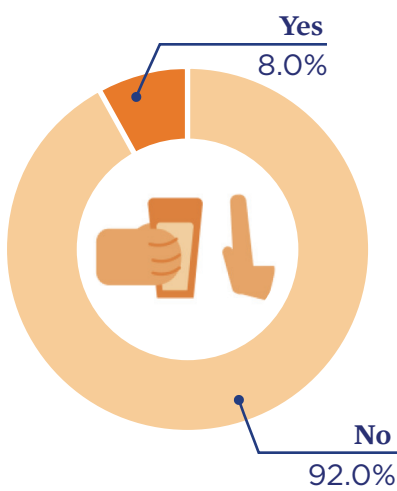


Have you ever been sanctuaried?



PEER PRESSURE

Have you ever felt pressured by peers to consume drugs or alcohol on campus?



FRIENDSHIP AND SUBSTANCES

17.6%

of respondents think that the recreational use of drugs or alcohol significantly influences their friendships at Andover.

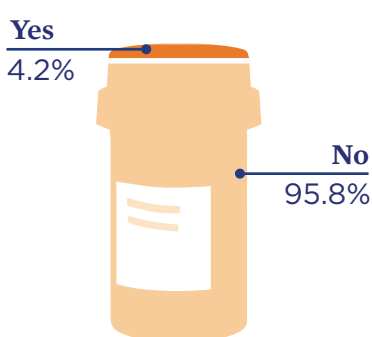
SELLING DRUGS

3.1%

of respondents have sold someone drugs, alcohol, or their prescription medication on and/or off-campus.

USE OF STUDY DRUGS

Have you ever used pharmaceutical drugs in the hopes of enhancing academic performance during your time at Andover without a prescription?

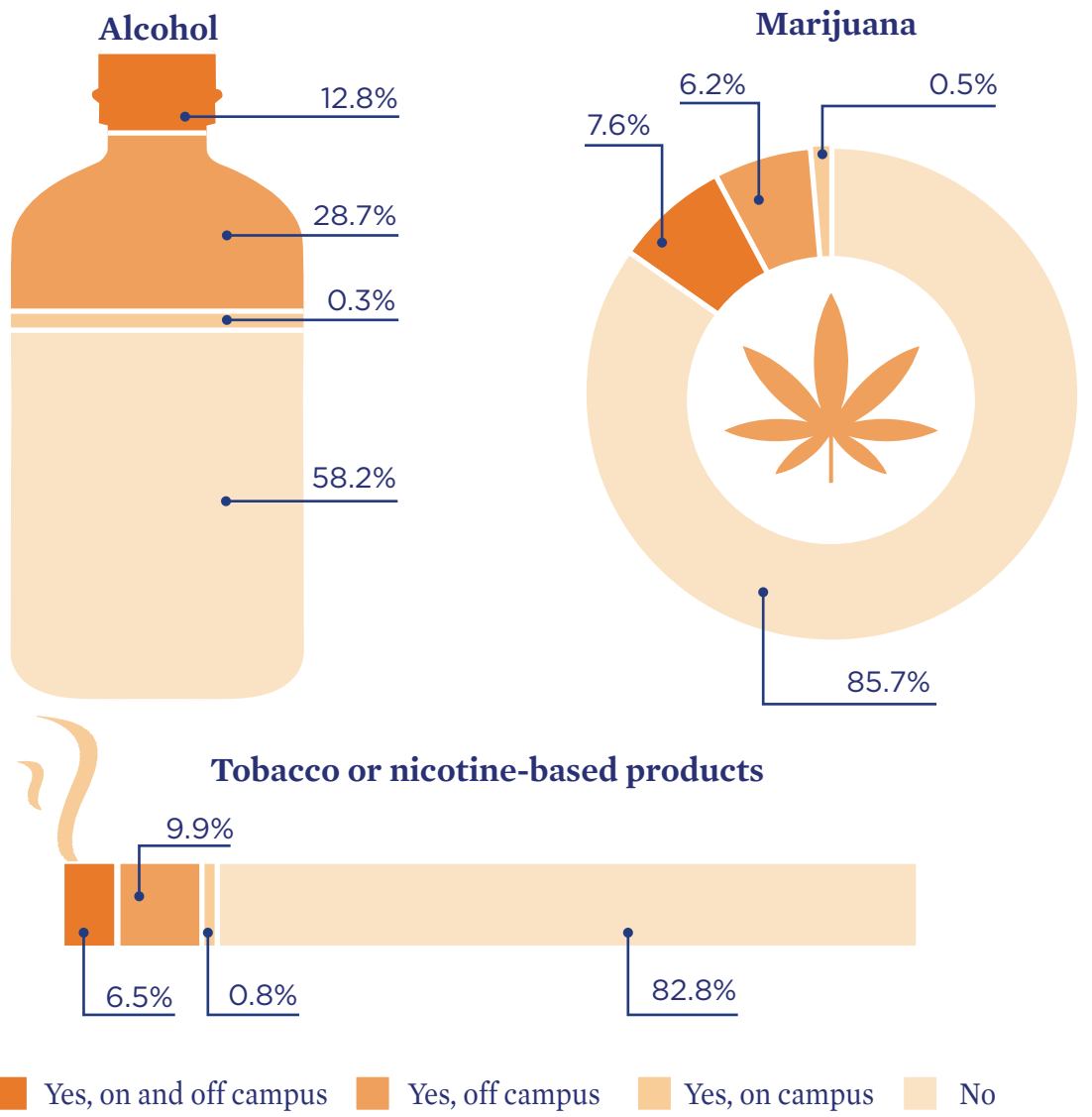


LEAVE CAMPUS

16.8%

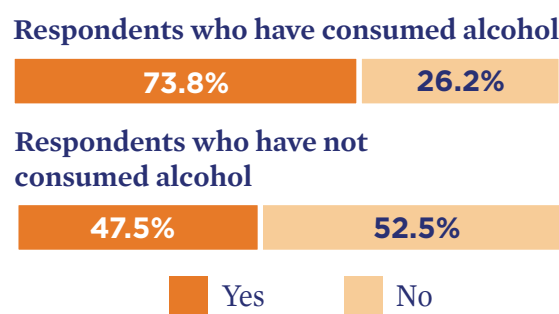
of respondents have intentionally left campus to recreationally consume drugs or alcohol (e.g., off campus homes, downtown Andover, Boston, etc.)

RECREATIONAL CONSUMPTION OF DRUGS & ALCOHOL



NORMALIZATION BY ALCOHOL USE

Is the recreational use of drugs or alcohol normalized at Andover?



CAMPUS SETTING

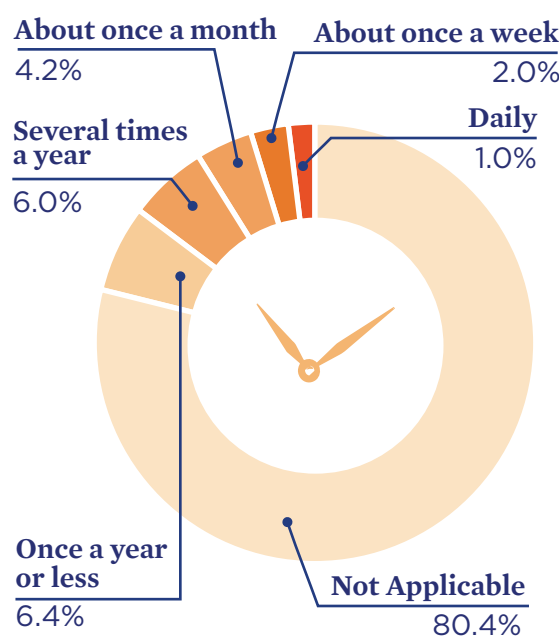
In which of the following settings at Andover have you been under the influence of recreational drugs or alcohol?*



*Editor's Note: For this question, respondents were given the option to select more than one answer if applicable.

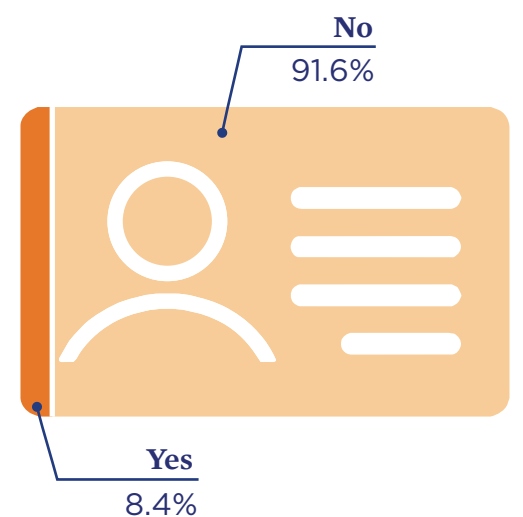
FREQUENCY

How often do you recreationally consume drugs or alcohol on campus?

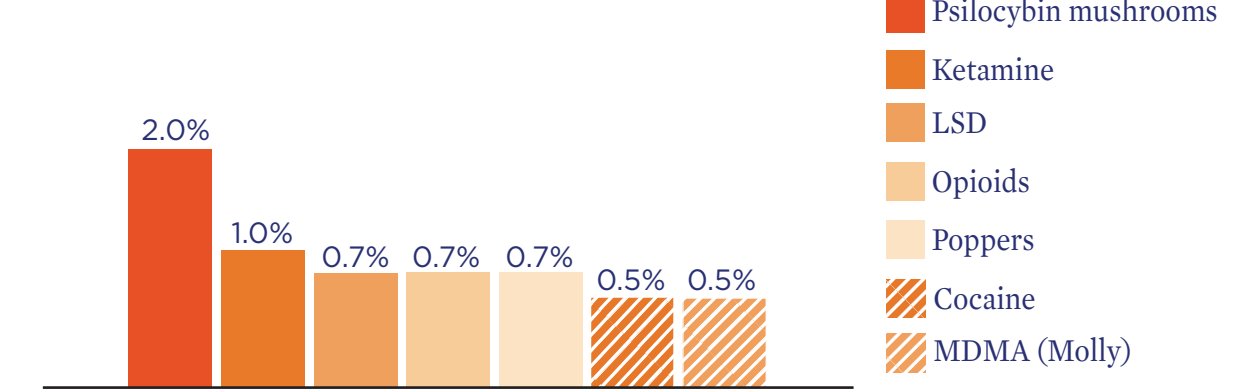


FAKE ID

Have you ever owned a fake ID while at Andover?

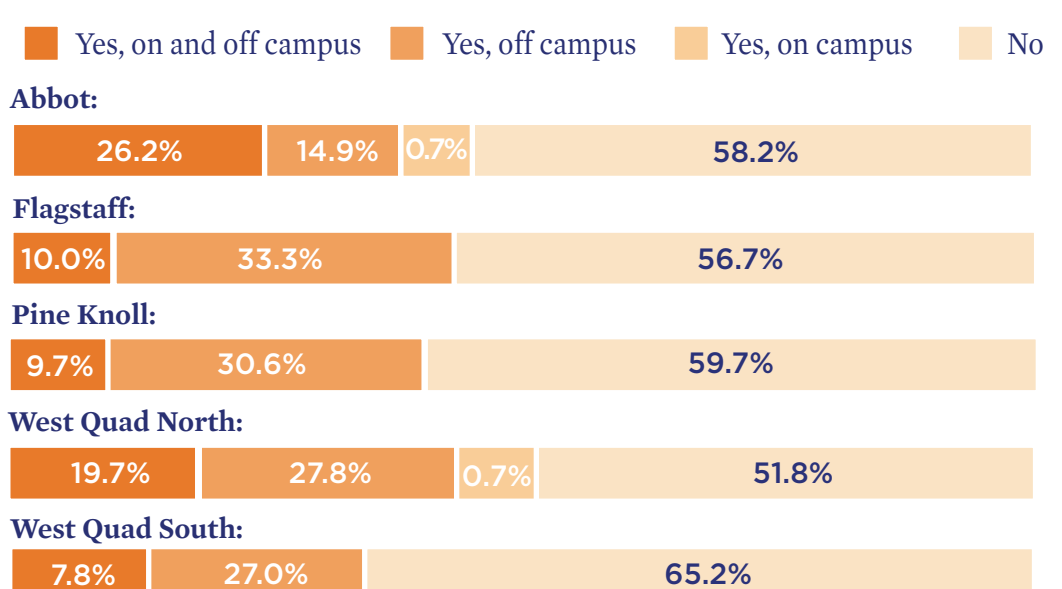


HARD DRUGS AND HALLUCINOGENS



*Editor's Note: This graph represents the seven most used hard drugs and hallucinogens out of 13 options respondents could choose from.

ALCOHOL USAGE BY CLUSTER



SEX

SEX

31.4% of respondents said they have engaged in some form of sexual activity – defined as digital, oral, anal, online, and vaginal sex. 50.1% of students feel comfortable consulting the Sykes Wellness Center for sex-related resources and care, an increase from 2025's 37.0%. Of the 31.4% of respondents who have engaged in sexual activity, 29.9% have done so while under the influence of drugs or alcohol.

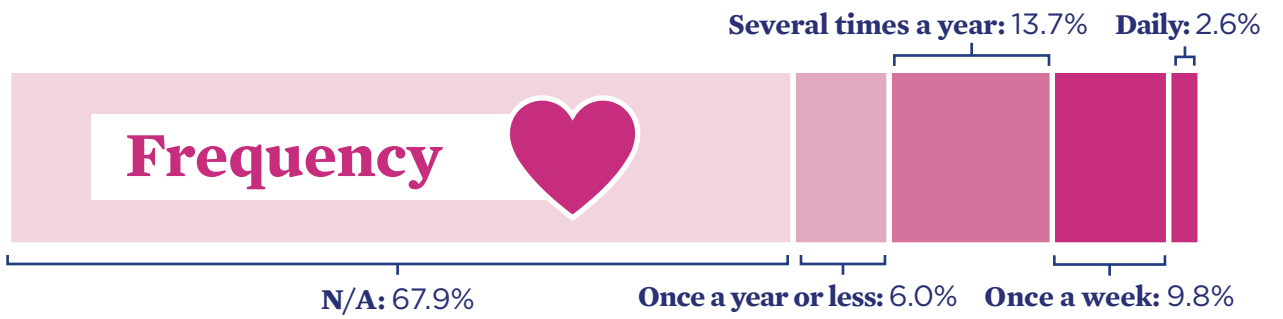
SEXUAL ACTIVITY

31.4% 


of respondents have engaged in sexual activity.

SEXUAL ACTIVITY

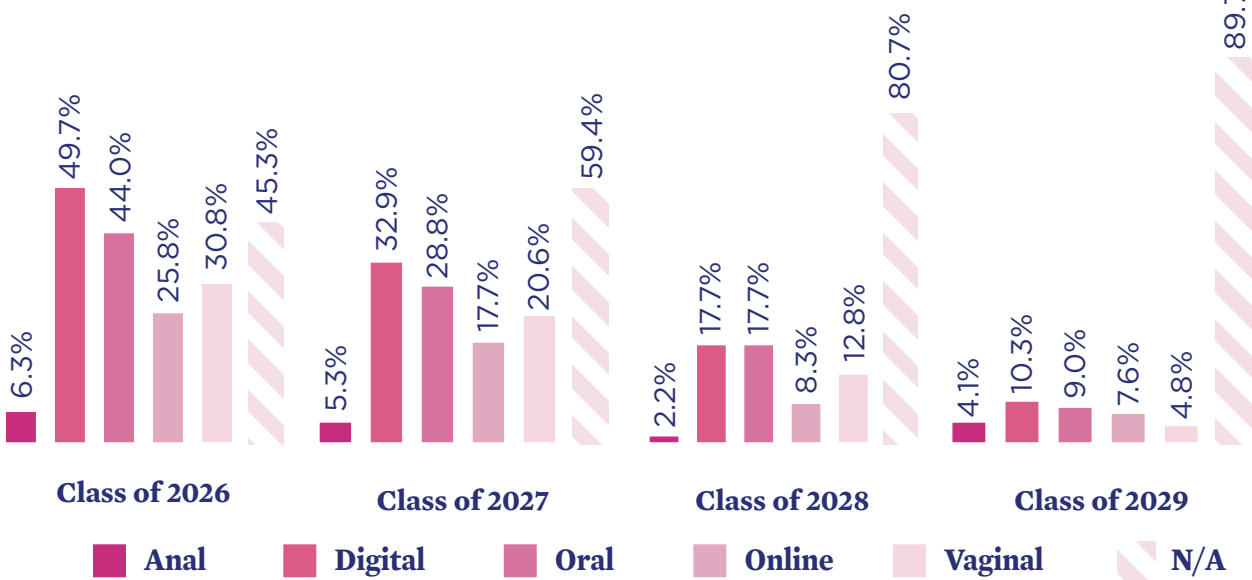
How frequently, on average, do you engage in sexual activity?



How many people have you engaged in sexual activity with?



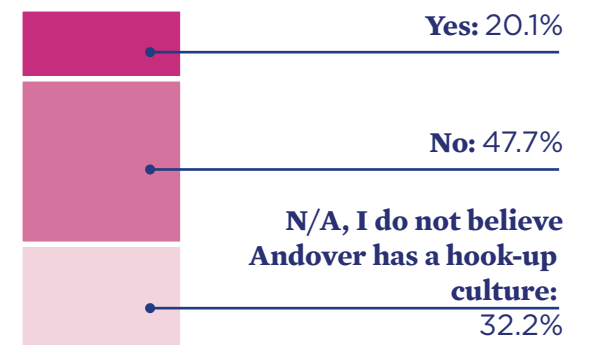
TYPES OF SEXUAL ACTIVITY BY GRADE*



*Editor's Note: For this question, respondents were given the option to select more than one answer if applicable.

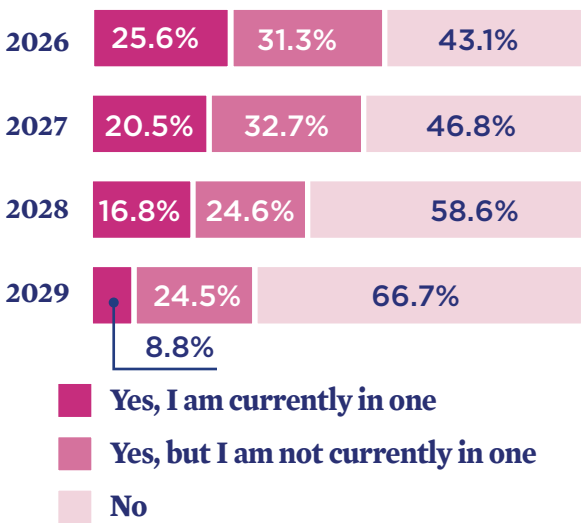
HOOK-UP CULTURE

If you believe Andover has a hook-up culture – “brief uncommitted sexual encounters between individuals who are not romantic partners or dating each other” (American Psychological Association) – have you ever felt pressured by your peers to participate?



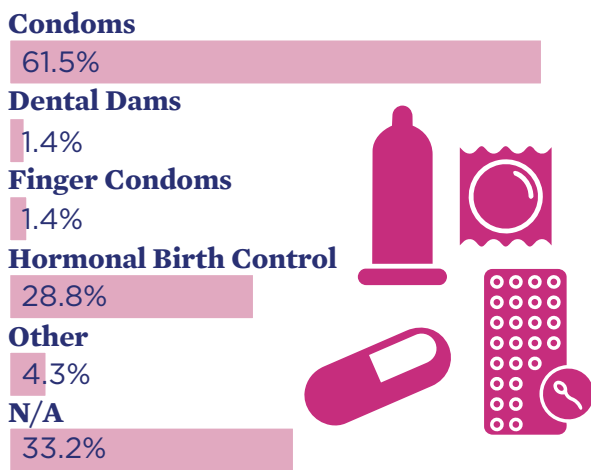
COMMITTED RELATIONSHIPS

Have you ever been in a committed relationship?



PROTECTION

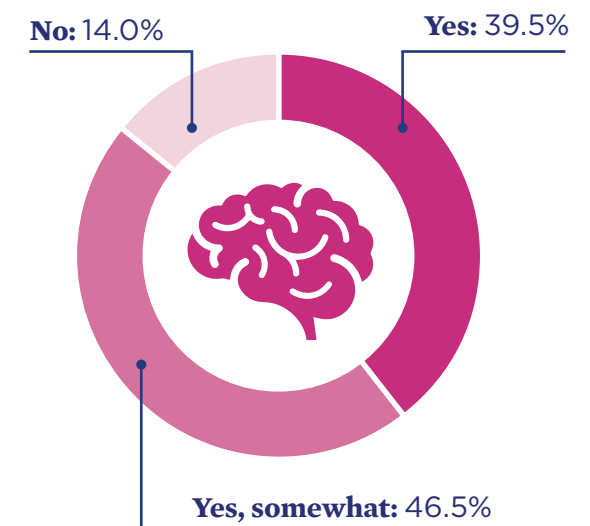
Which contraceptives do you use when engaging in sexual activity?*



*Editor's Note: This graph represents the data from the 31.4% of respondents who have engaged in sexual activity. For this question, respondents were given the option to select more than one answer if applicable.

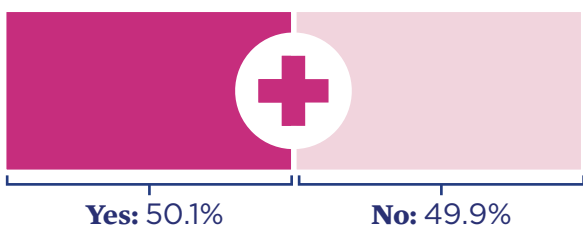
SEX EDUCATION

Do you think that Andover provides adequate sexual education?




SYKES CONSULTING

Do you feel comfortable consulting the Sykes Wellness Center for sex-related resources and care?




SEXUAL CONSENT

Do you consistently ask your partner for consent during sexual activity?



SEXUAL PRESSURE

9.0% 

of respondents have felt pressured by a partner to engage in sexual activity.

RAPE CULTURE

12.2%

of respondents believe there is a rape culture at Andover – “a society or environment whose prevailing social attitudes have the effect of normalizing or trivializing sexual assault and abuse” (Oxford English Dictionary).

SEXUAL VIOLENCE


9.5% 

of respondents have been sexually assaulted. (received unwanted, nonconsensual sexual contact).

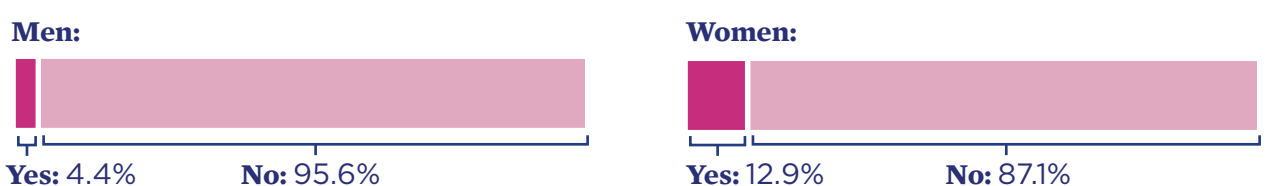
22.7% 

of respondents have been sexually harassed (unwelcome sexual advances, requests for sexual favors, and other verbal or physical harassment of a sexual nature (U.S. Equal Employment Opportunity Commission)).

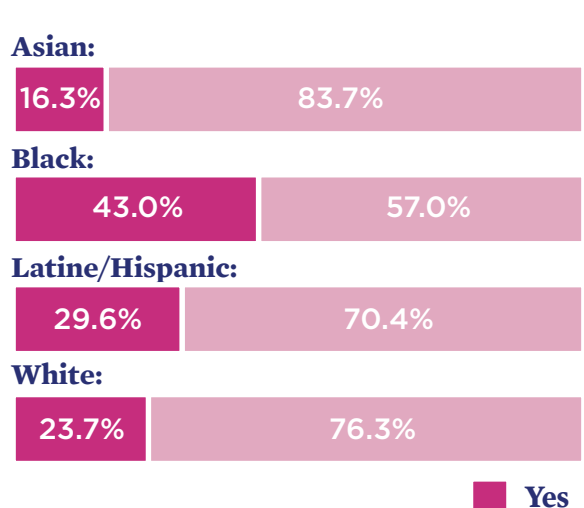
SEXUAL HARRASSMENT BY GENDER*



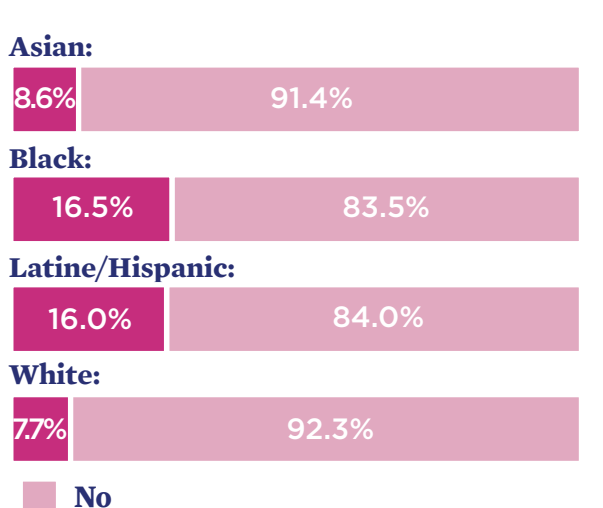
SEXUAL ASSAULT BY GENDER*



SEXUAL HARRASSMENT BY RACE*



SEXUAL ASSAULT BY RACE*



*Editor's Note: Correlated statistics from respondents identifying as other gender or racial identities have been removed to protect their complete anonymity.


CAMPUS CULTURE

CAMPUS CULTURE

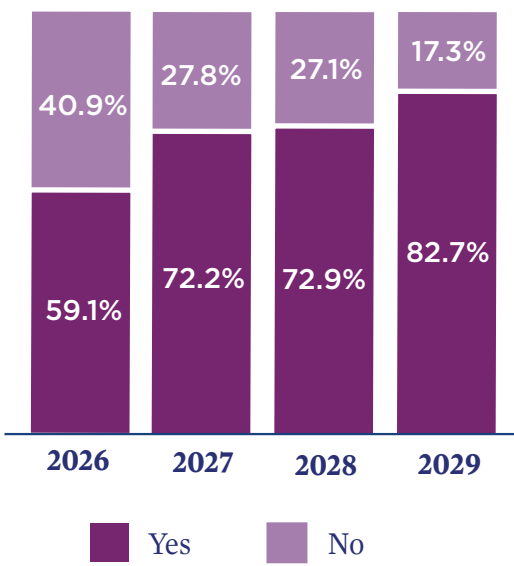
In Raynard Kington's sixth year as Head of School (HOS), 27.4% of respondents believe that he connects with the student body. 84.2% of respondents think students should have greater input in the search for the next HOS. Of all respondents, 30.1% said that Andover's anti-racism work is entirely sufficient.

SCHOOL SPIRIT

Do you believe that Andover students have school spirit?



SCHOOL SPIRIT BY CLASS



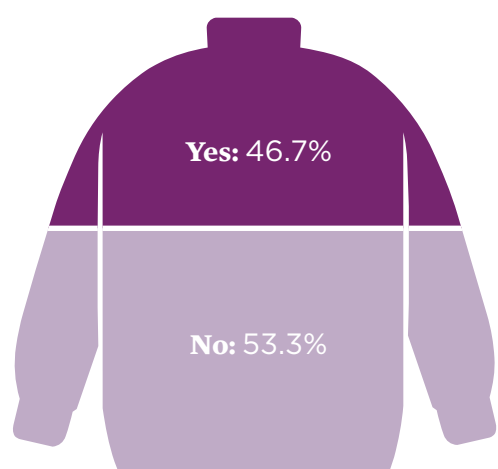
ANTI-RACISM

30.1%

think Andover's anti-racism work is entirely sufficient.

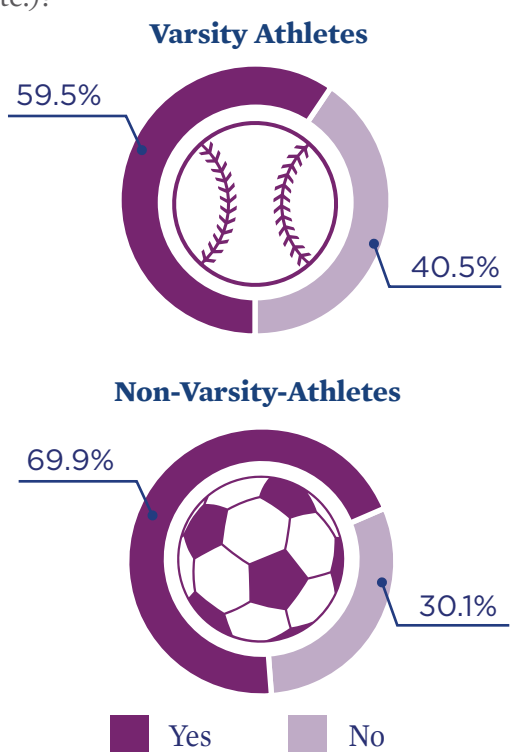
VARSITY ATHLETES

Are you a Varsity athlete?



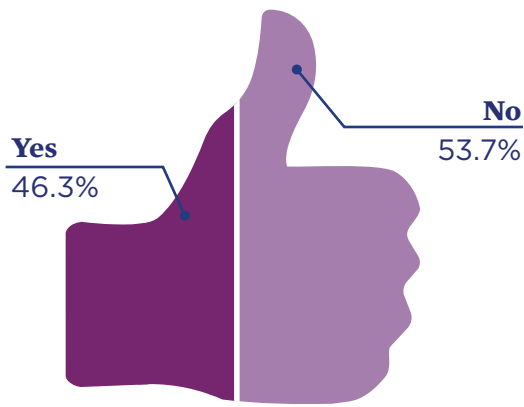
GLORIFYING ATHLETICS

Do you think Andover prioritizes/glorifies athletics (compared to music, art, robotics, etc.)?



HOS STUDENT APPROVAL

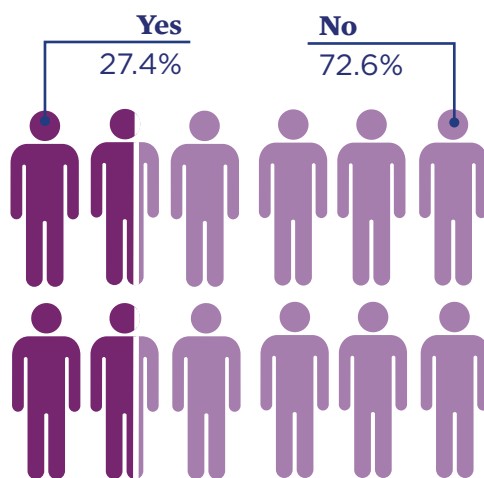
Do you approve of the work the Head of School is doing for students?*



*Editor's Note: This marks a decrease from 55.6% "Yes" in the 2025 State of the Academy.

HOS STUDENT CONNECTION

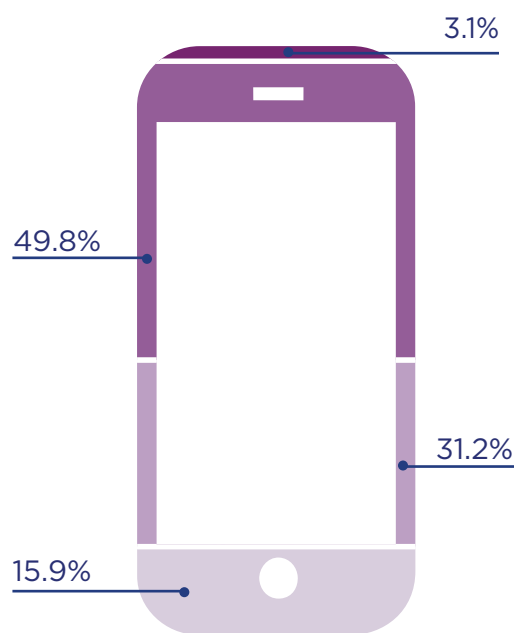
Do you think the HOS connects with the student body?



*Editor's Note: This marks a decrease from 33.2% "Yes" in the 2025 State of the Academy.

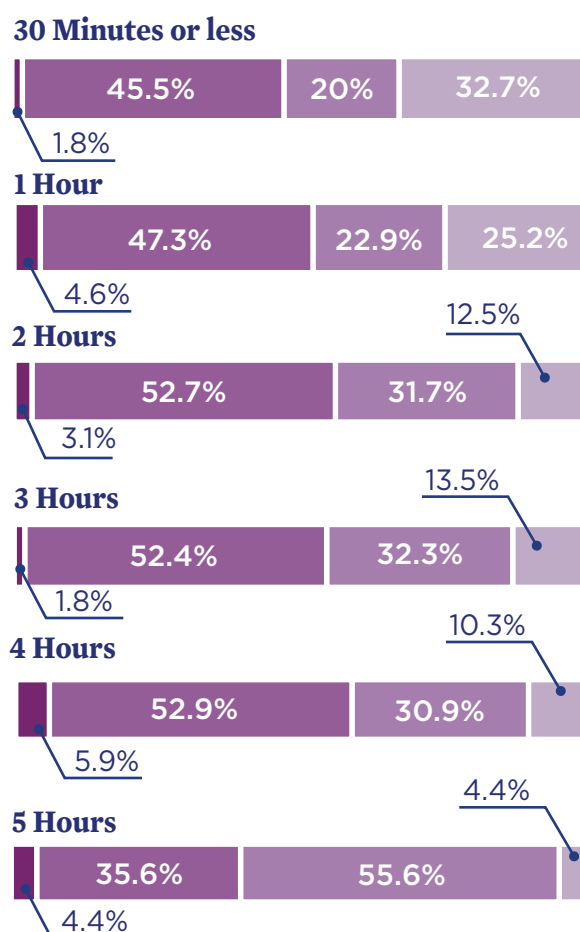
CELL-PHONE POLICY

Do you believe that Andover's Cell-Phone Policy should be altered?

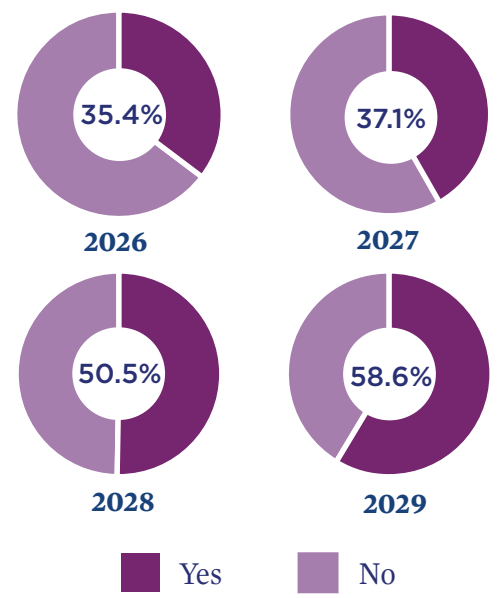


- Yes, it should be harsher
- Yes, it should be less harsh
- Yes, there should not be any regulation
- No, it should remain the same

CELL PHONE POLICY BY SCREEN TIME

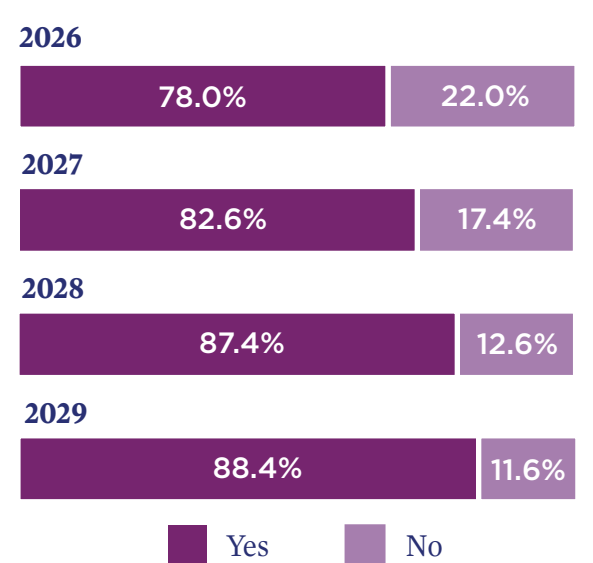


HOS APPROVAL BY CLASS



HOS SEARCH BY CLASS

Do you think students should have greater input in the search for the next HOS?




IDEOLOGICAL DIVERSITY

63.4%

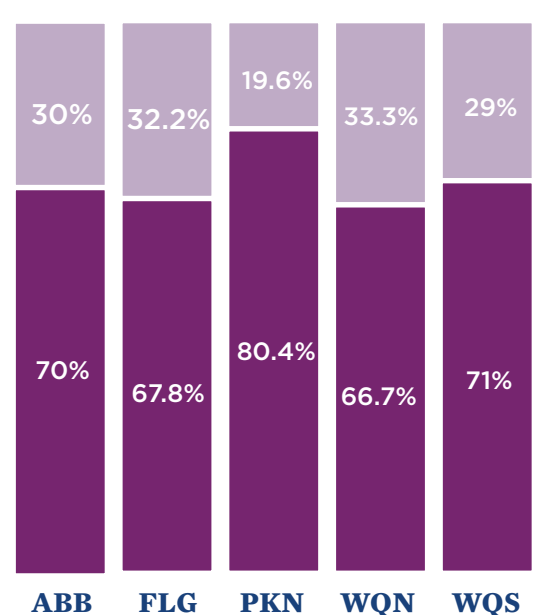
of respondents think that Andover promotes ideological diversity in its selection of speakers for mandatory events.

TASK FORCES

Do you think task forces are an effective way to incorporate student perspectives into school decision-making?



SCHOOL SPIRIT BY CLUSTER



COMMUNITY DIVERSITY

COMMUNITY DIVERSITY

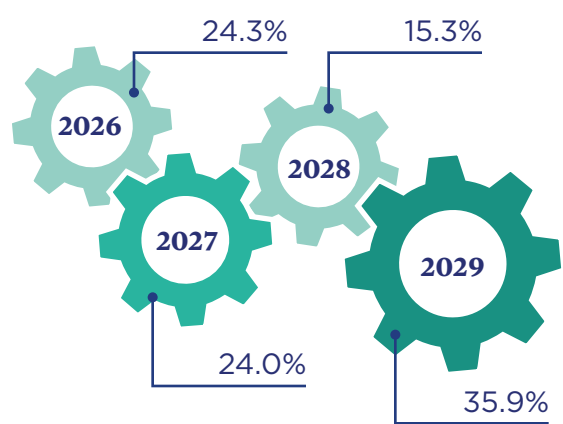
24.5% of Andover students said they believe the Equity, Balance and Inclusion (EBI) curriculum is effective in helping students become better community members, an increase from 2025's 11.2%. 52.5% of Black respondents said their race has affected their level of comfort in a classroom, compared to 32.1% of Latine/Hispanic respondents, 18.1% of Asian respondents, and 10.6% of White respondents. 66.1% of respondents think that day students are able to adequately integrate with boarding students.

EBI EFFECTIVENESS

24.5%

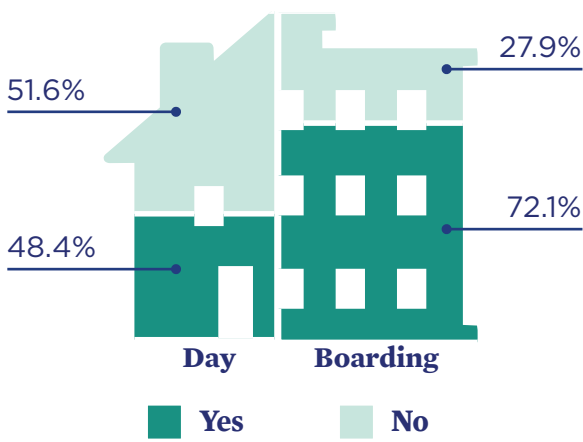
of students believe that the EBI curriculum is effective in helping students become better community members.

EBI EFFECTIVENESS BY CLASS



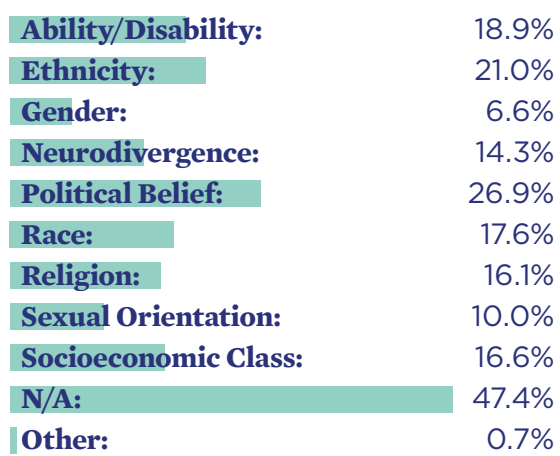
DAY STUDENT INTEGRATION BY RESIDENTIAL STATUS

Do you think day students are able to adequately integrate with boarding students at Andover?



FACULTY DIVERSITY

Percent of respondents that believe the faculty are lacking in diversity in ____.*



*Editors Note: For this question, respondents were given the option to select more than one answer if applicable.

SOCIAL DIVIDE

GENERAL

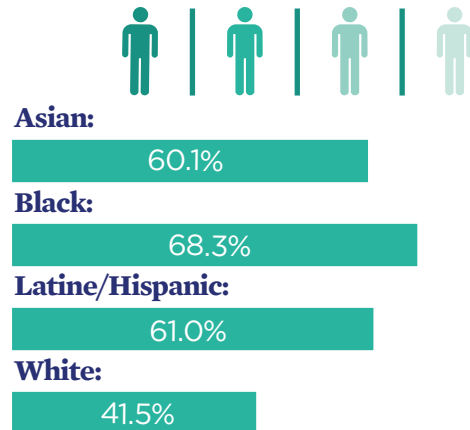
Percent of respondents that feel there is a social divide between students of different ____.*



*Editor's Note: For this question, respondents were given the option to select more than one answer if applicable.

BY RACE

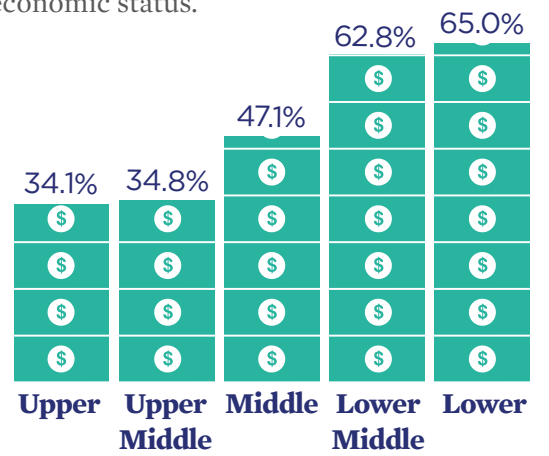
Percent of respondents by the following races that feel there is a social divide between students of different races.*



*Editor's Note: Correlated statistics from respondents identifying as other gender or racial identities have been removed to protect their complete anonymity. For the question on race, respondents were given the option to select more than one answer if applicable.

BY PERCEIVED SOCIOECONOMIC STATUS

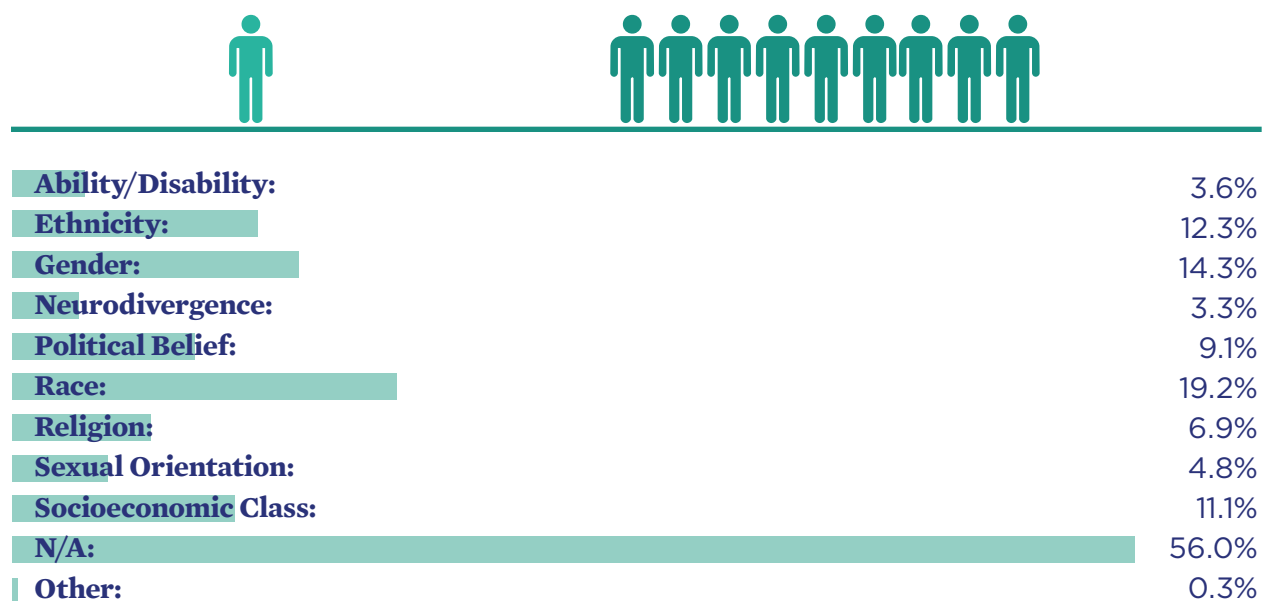
Percent of respondents, by perceived socioeconomic status, that feel there is a social divide between students of different socioeconomic status.



DISCRIMINATION AT ANDOVER

GENERAL

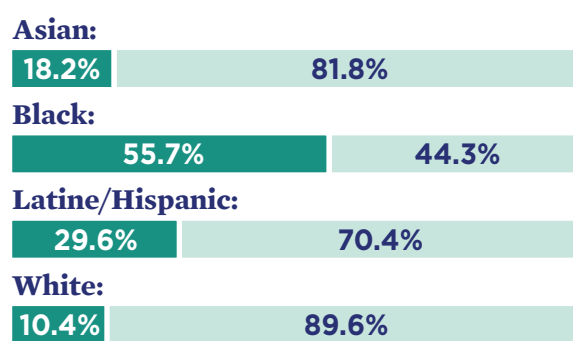
Percent of respondents that have felt discriminated against at Andover due to their ____.*



*Editor's Note: For this question, respondents were given the option to select more than one answer if applicable.

DISCRIMINATION BY RACE

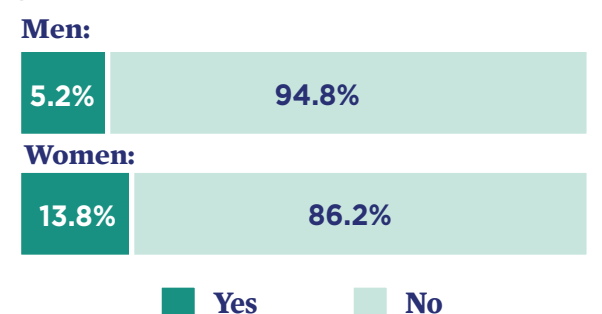
Percent of respondents, by race, who have felt discriminated against at Andover due to their race.



*Editor's Note: Correlated statistics from respondents identifying as other gender or racial identities have been removed to protect their complete anonymity

DISCRIMINATION BY GENDER

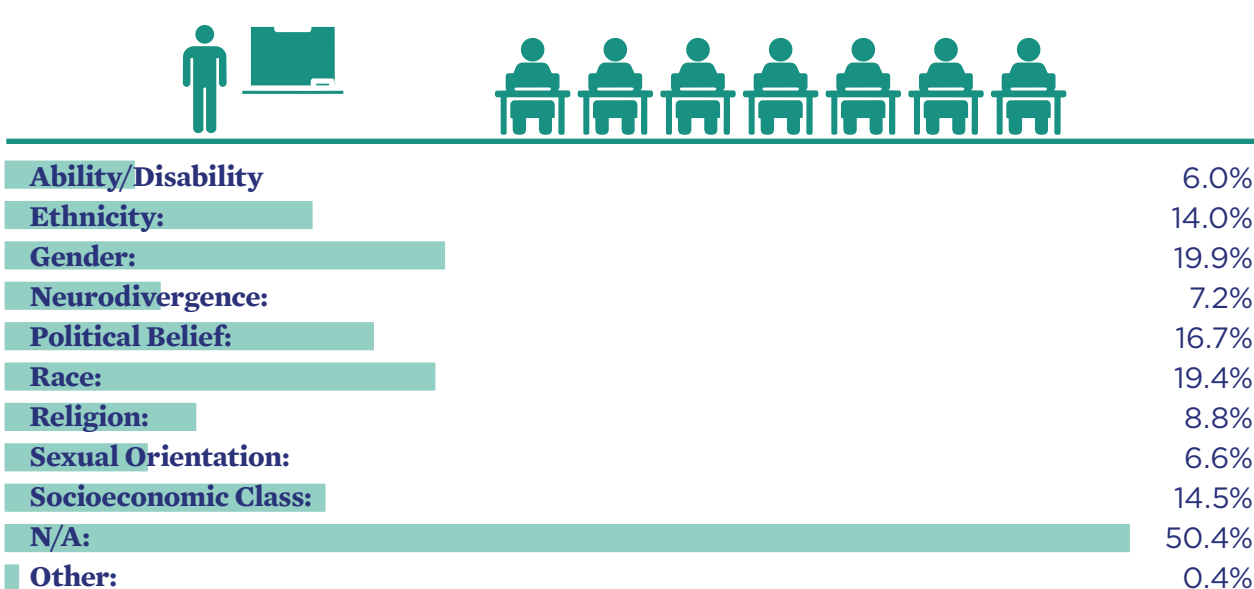
Percent of respondents, by gender, who have felt discriminated against at Andover due to their gender.



CLASSROOM DISCOMFORT

GENERAL

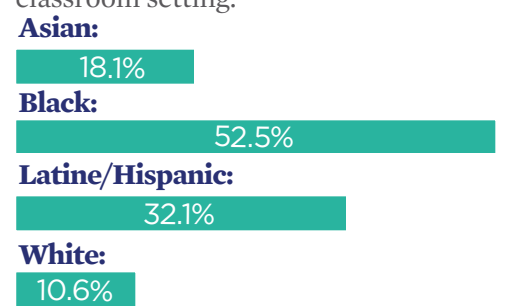
Percent of respondents that have had their ____ affect their level of comfort in a classroom.*



*Editor's Note: For this question, respondents were given the option to select more than one answer if applicable.

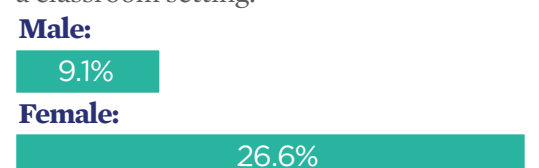
RACIAL DISCOMFORT*

Percent of respondents, by race, who have had their race affect their level of comfort in a classroom setting.



GENDERED DISCOMFORT*

Percent of respondents, by gender, who have had their gender affect their level of comfort in a classroom setting.



*Editor's Note: Correlated statistics from respondents identifying as other gender or racial identities have been removed to protect their complete anonymity

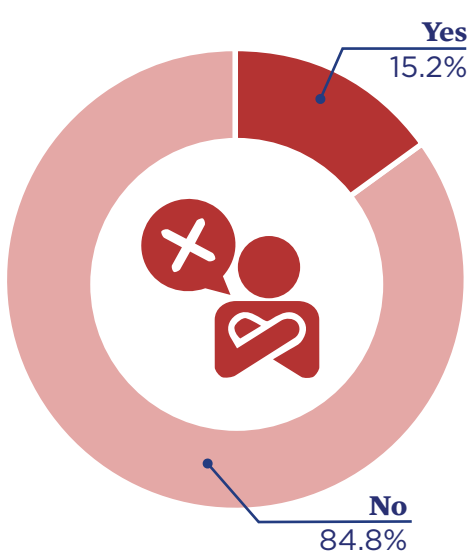
DISCIPLINE

DISCIPLINE

Of respondents, 10.8% said they use AI *daily* for academic assignments without explicit permission from an instructor. Only 8.7% of students said they *completely* understand the Pathways disciplinary system. 46.9% of those who have received disciplinary consequences believe that the disciplinary system should be more lenient. When correlated with income, 82.4% of students whose net family income is less than \$35,000 believe that the disciplinary system favors students from privileged backgrounds.

MAJOR VIOLATIONS

Have you ever committed major disciplinary violations without being caught? Violations include, but are not limited to, major academic dishonesty, selling or providing drugs or alcohol/nicotine, bullying, hazing, major destruction of property, and sexual misconduct.



PATHWAYS

8.7%



of students at Andover completely understand the Pathways disciplinary system.

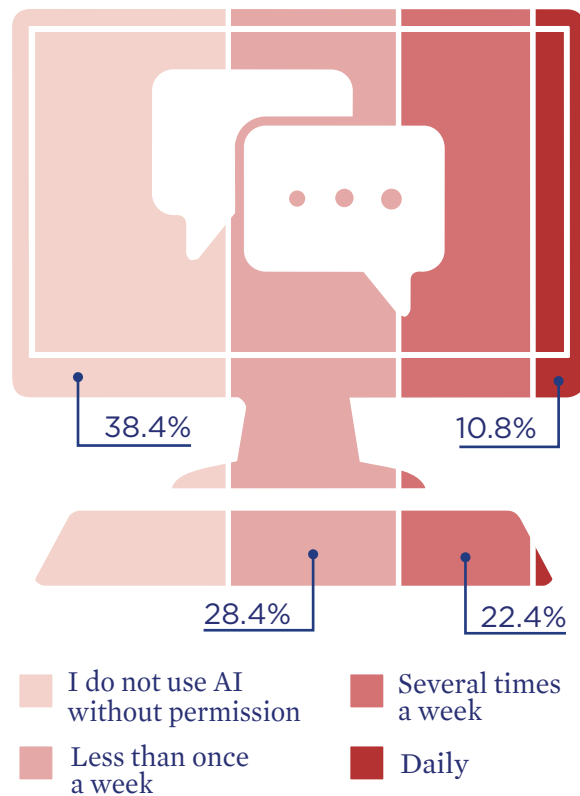
CHEATING/PLAGIARISM

31.6%

of students at Andover have cheated or plagiarized on an Andover assignment, test, quiz, or assessment.

AI USAGE

How often do you use AI for academic assignments without explicit permission from the instructor?

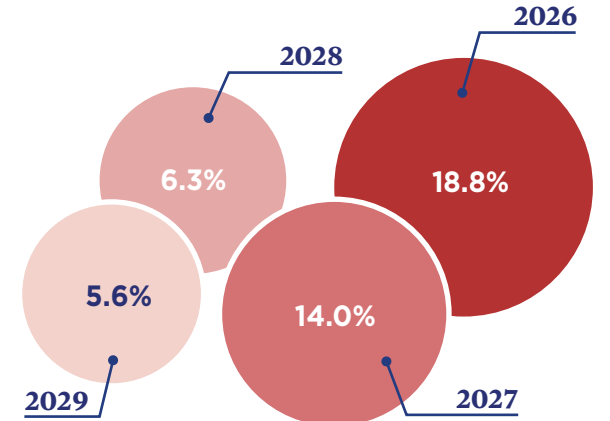


CHEATING BY CLASS

Of those that said yes to cheating or plagiarizing on academic work at Andover:

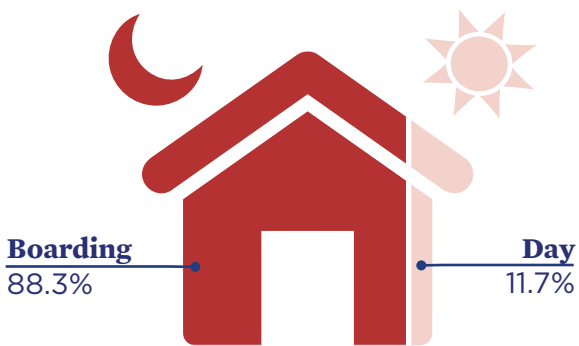


DAILY AI USAGE BY CLASS



BOARDING VS. DAY DISCIPLINARY CONSEQUENCES

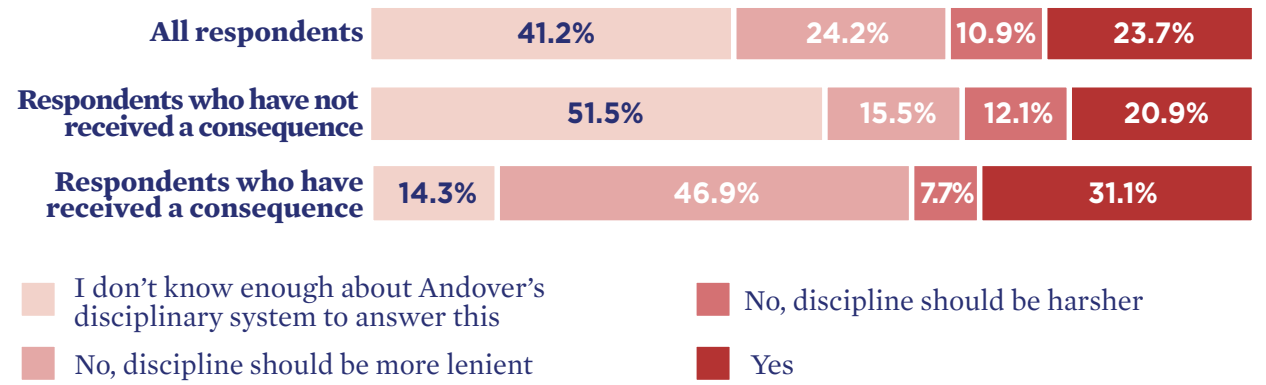
Of those that said yes to receiving a disciplinary consequence:*



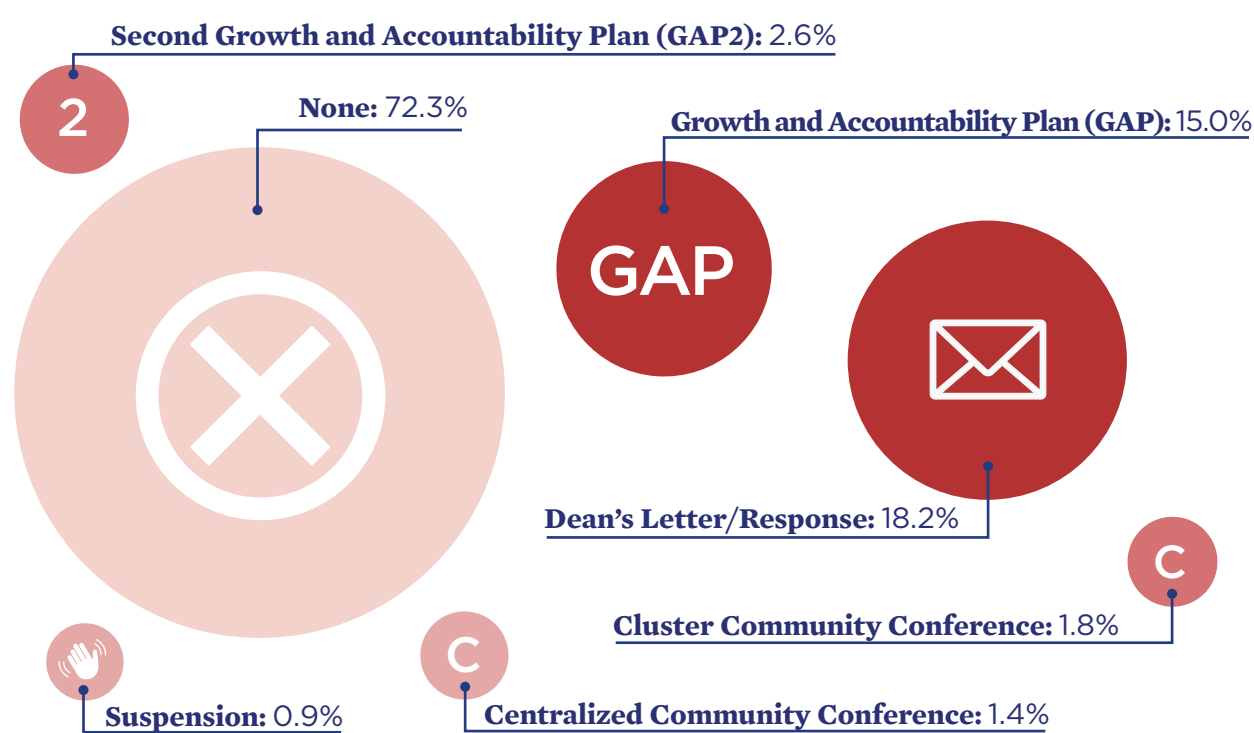
*Editor's Note: Boarding respondents constitute 73.3% of all respondents.

DISCIPLINE SYSTEM EFFECTIVENESS BY DISCIPLINE RECIPIENTS

Do you think Andover's disciplinary system effectively responds to students who are caught breaking school rules?



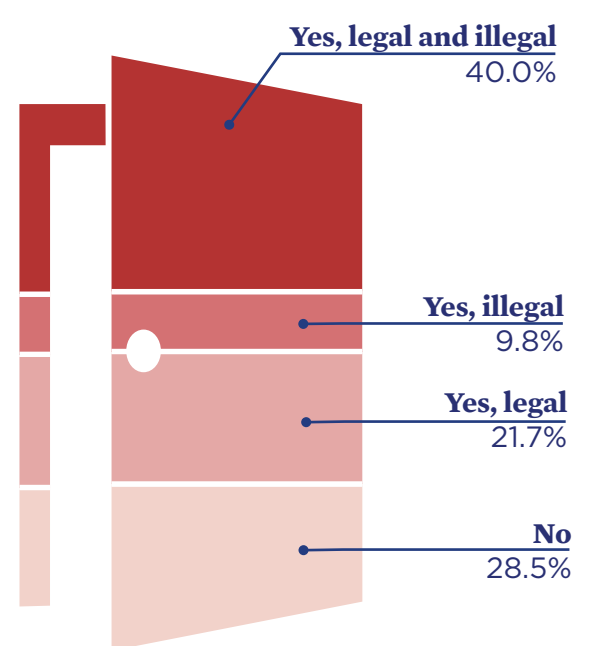
WHICH OF THE FOLLOWING DISCIPLINARY CONSEQUENCES HAVE YOU RECEIVED?*



*Editors Note: For this question, respondents were given the option to select more than one answer if applicable.

ROOM VISITATIONS

Have you ever had a room visit: visiting someone's dormitory room or inviting an individual from outside your dormitory to your dorm room?



PRIVILEGE IN THE DISCIPLINARY SYSTEM BY NET FAMILY INCOME

Do you think that Andover's disciplinary system favors students of privileged backgrounds?

